



**VMAX-LIGHTING**

**Head Office: World Import & Export Company limited**

TEL : +86-0750-3099596  
FAX : +86-0750-3099599  
E-mail : Info@vmax-lighting.com  
ADD: No 68 Yunqin road Gaoxin area, Jiangmen city Guangdong, China

**Dubai office: SALLAN LIGHTING (L.L.C)**

TEL: 00971-4-2250480  
FAX: 00971-4-2252589  
E-mail : infodxb@vmax-lighting.com  
ADD: Shop No.7, Lootah Building, Al Souk Al Kabeer St. Deira Dubai U.A.E  
P.O.Box:42489

**Saudi Arabia: KHALED ALI SAED BAMOSA EST**


TEL : +966569005268/966  
E-mail : 516990697@qq.com  
ADD: Bamehriz building 2nd floor, off NO.90 (above the bank of Saudi hollandi), al-jonoubiya market, Jeddah, K.S.A

**Oman Branch Company: SALLAN LIGHTING (L.L.C)**

TEL: 00968 24832853  
FAX: 00968 24832953  
Mob: 00968 94453968  
ADD: 2790 P.C:112.shop NO.27 Honda road Ruwi Muscat, Sultanate of Oman  
Email:sallanlighting888@hotmail.com

**Qatar Branch Company: Glow light lighting W.L.L**

TEL: 00974 50345213  
Mob: 00974 44439756  
ADD: Shop 24-25, building 4, barwa village Wakra-Doha-Qatar  
Email:michelle.13510@hotmail.com



**2014-2015**  
COMMERCIAL LIGHTING



# ENTERPRISE DEVELOPMENT

- 4 operation centers at home and abroad
  - 10 production bases with research & development center
  - 60 professional engineers and 3900 workers.
- V.MAX is providing more than 400 customers in 58 countries with distinctive LED commercial items.
- Creating beautiful life, V.MAX lighting are looking forward to your participation.....

In future, vmax lighting sincerely invite you to join us ,through our cooperation to bring more high quality commercial lighting products for the world products

In June 2013, VMAX lighting China office moved to Jiangmen technology industrial park, which is a very modern office collection with researching and developing ,manufacturing and products displaying. more than 20000 square meters built a perfect led production chain, has laid a much stronger base for the manufacturing ability and quality management system of VMAX lighting LED products

In July 2012, VMAX lighting China sales operations center moved to the world famous "China lighting capital" -guzhen town, zhongshan city, guangdong province. More than 400 square meters of modern office in the CBD business center guzhen– double star building.

In Dec.2011, Saudi Arabia sales branch KHALED ALI SAED BAMOSA EST was founded, which located in the important port city - jeddah Saudi Arabia. Now has more than 4000 cubic meters of sales service warehouse and perfect sales service team. Providing more intimate lighting product application service for consumers in Saudi Arab

In September 2010, VMAX lighting dubai sales operation -SALLAN LIGHTING L.L.C moved to AL OWAIS BUSINESS TOWER. where is the modern office with the beautiful ocean view ,In the same year, constructed the dragon mart, Abudhabi, sharjah and other service network in U.A.E, strengthened service ability of the dealers.

In March 2009, VMAX lighting follow the market development trend, satisfy the market upgrade demand. Through the market investigation and analysis, set up a professional LED research and development team, at the same time , with the fastest developing speed to complete the integration and construction of led commercial lighting

In December 2007, VMAX lighting dubai sales operation have built up a one-stop high efficiency sevice system with stock.transportation.distribution and after-sales service.it is fitted with a warehouse capacity of 8000 cubic meters.more than 300 SQM office together with over 100 SQM of exhibition area and more than 10 different nationality professional staff team

2006 .VMAX lighting established the first overseas sales company, "SALLAN LIGHTING" in dubai which was known as the "desert pearl" and capital trade of the united Arab emirates.it is also the economic and financial center in the Middle East. Our Business radiation to the Middle East,middle Asia, north Africa, eastern Europe and other regions.lamp, electronic transformer, electronic ballast and so on.

In August 2005, VMAX lighting Export sales increased substantially , Export foreign sales Company "World Import & Export Company limited" was founded especially service for international trade. Providing the perfect products and service For the buyers. products involved in T5, T8 bracket, spot light down light, office light, emergency light and any other commercial lighting

V.MAX brand was established in Aug 2002,which have 5 professional electronic engineers, more than 60 workers. Mainly engaged in researching & developing and manufacturing T4 .T5 fluorescent lamp, electronic transformer, electronic ballast and so on.

In October 2003, V.MAX attended the lighting fair in guzhen, set up domestic distributor system, expand the export sales channels at the same time. During the fair our new design T5 fluorescent lamp was warmly received by the domestic and foreign merchants, from then on officially open the lighting markets all over the world.



Guangzhou high-tech Industrial base



ZhongShan BanFu base



ZhongShan GuZhen base



ZhongShan MaoHui base



ZhongShan HengLan base

China office center



Dubai sales operation company



Saudi Arabia sales company

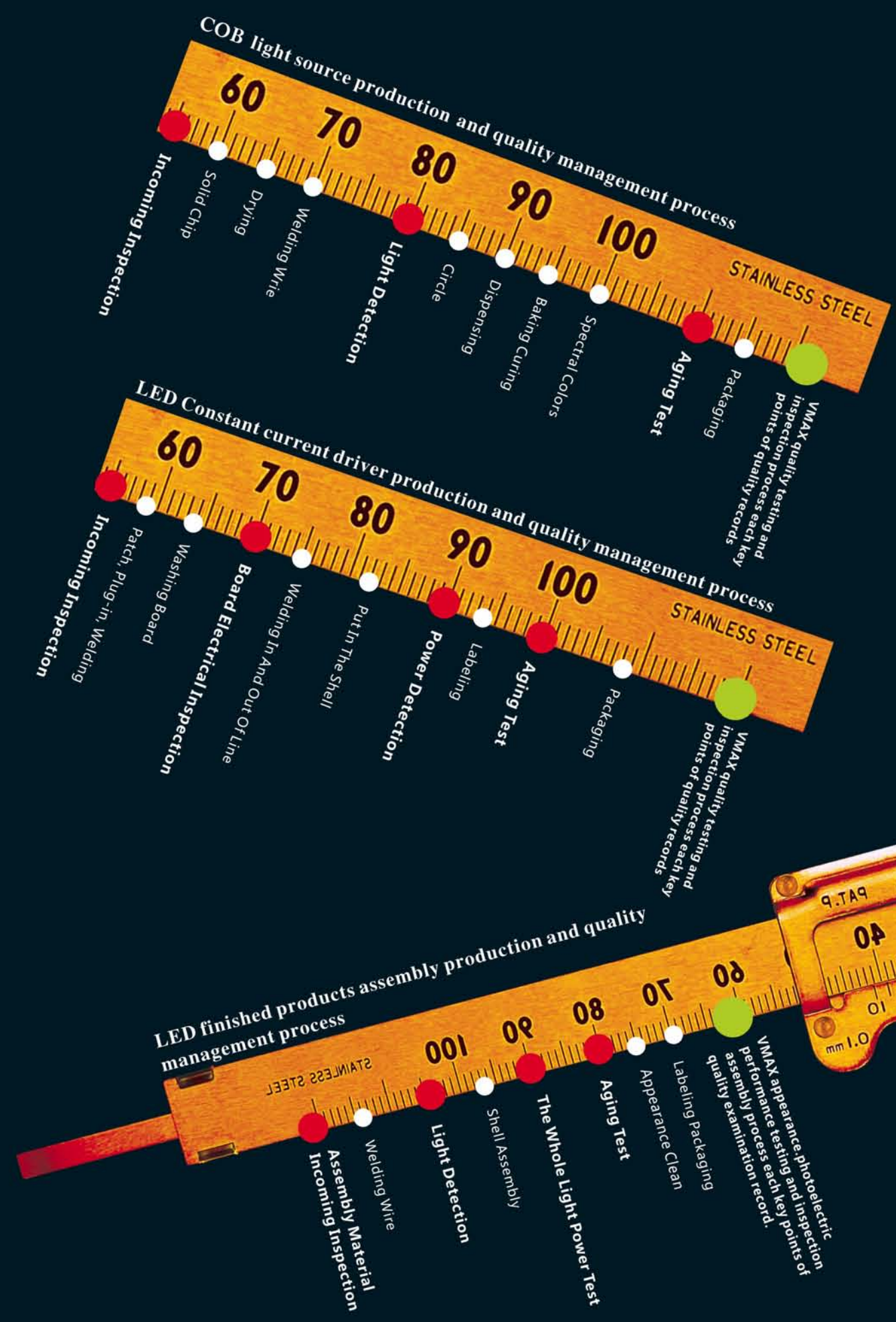


- VMAX lighting always focused on commercial lighting products, devote to led commercial lighting design, development, production and manufacturing optimization and multiple resources integration, to create high quality, high cost performance and high efficiency led commercial lighting products.
- VMAX lighting used 4 years to build up a perfect LED industry production chain, production base located in various regional advantage industrial, at present already has ZhongShan GuZhen town base, ZhongShan Banfu base, ShenZhen HengGang base, zhongshan Maohui base, zhongshan HengLan base, GuangZhou high-tech industrial base and so on. Focus on building a set of comprehensive LED commercial lighting manufacturing chain of driver supply, light packaging, shell casting, surface spraying, finished product assembly and test.
- Now, VMAX lighting still in construction, looking forward to continuing provide more professional high quality, cost-effective commercial lighting products for you.

- VMAX lighting has a professional team as continue to improve product line construction and new product updates, at the same time construction warehouse, transportation, distribution, after-sales service with efficient sales service system.
- China office center "World Import & Export Company limited" is located in Jiangmen high-tech industrial, which is more than 20000 square meters, collection research & development, manufacture, showroom, modern office as a whole.
- Dubai sales operation company "SALLAN LIGHTING" (L.L.C) is located in Dubai, which know as the name of "Trade capital" in "Desert pearl" UAE. It's also located in the economic and financial center of the Middle East. Business radiation to the whole the Middle East, central Asia, north Africa and eastern Europe and other regions.
- Saudi Arabia sales company "KHALED ALI SAED BAMOSA EST" is located in the important port city Jeddah. At present has more than 4000 cubic meters of sales service warehouse, perfect sales service team. Providing more practical products application service to merchants and consumers in Saudi Arabia area.
- VMAX lighting insist to provide more service policy of lighting solutions to all over the world customers, expecting more different countries lighting company join with us!



# QUALITY CONTROL DOCUMENT



- V.MAX lighting focus on manufacturing LED commercial lighting not only build the perfect professional manufacturing chain, but also have professional quality inspection team and strict quality management system.
- All manufacturing processes from the light source, driver, housing for quality control and inspect process production inspection records from QC, in strict accordance with international AQL inspection standards for inspection, to eliminate all the bad parts into the production assembly link.
- V.MAX lighting has perfect testing laboratory, which can be implemented independently of the LED light source spectrum test, temperature test, aging test, etc., driver electrical test, compression test, temperature rise test, stability test and so on. For the finished products, not only have parameters of spectral intensity and light distribution curve tester and but also have comprehensive high and low temperature regulating aging equipment to inspect compression capacity of lights, heat resistance, cold-resistant and life drop.
- V.M AX lighting perfect quality management system to ensure the products more safety, high efficiency, energy saving, providing you with more high quality LED commercial lighting products.

LED REPLACE TYPE LIGHT SOURCE

P01-P15

LED ASSISTED SPOT LIGHT

P16-P23

LED POWER TYPE DOWN LIGHT

P24-P33

LED Intelligent lighting

P34-P41

LED ULTRASLIM PANEL LIGHT

P42-P51

LED COMMERCIAL SPOT LIGHT

P52-P57

LED LANDSCAPE LIGHT

P58-P72



## LED REPLACE TYPE LIGHT SOURCE

As the substitution for the conventional lamps, led lamps& tube adopt with high efficiency heat dissipation materials, and they are close in the appearance and performance compared to the incandescent lamps, halogen lamps and fluorescent tubes. These kind of products can be widely used in hotels, office houses and other areas.



# LED COB LAMP CUP



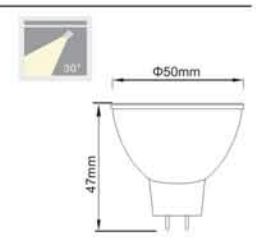
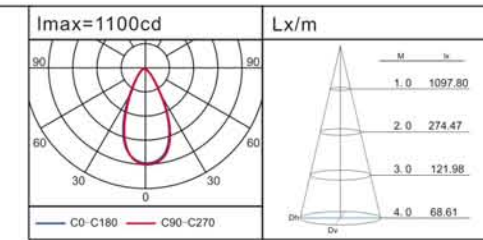
**Product features:**

- New generation of full glass case LED light cup, the shape structure is exactly same as traditional halogen lamp, light weight, low working temperature, the glass insulation safer, 90Lm/W, which is more energy-saving 6-10 times than traditional halogen lamp cup, bead light lens is more soft, no glare, inside is copper radiator, LED heat dissipation is good, life span is 15 ~ 25 times that traditional halogen lamp, It's the best product selection to replace traditional halogen lamp.



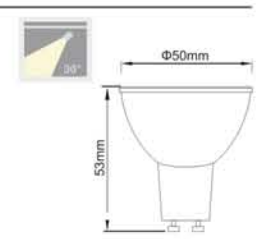
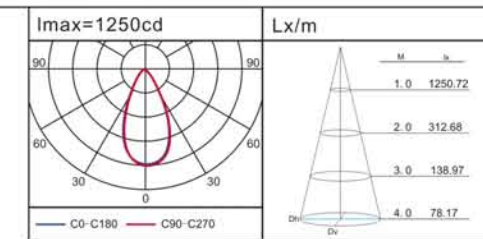
**MODEL:MR16-12V-GU5.3-3W**

Power rating: 3 W  
 Luminous flux : 280LM  
 Working Voltage: 12V 50/60Hz  
 CRI : ≥80  
 Optional lamp holder type: GX5.3/GU5.3  
 Beam angle: 30°  
 Surface treatment: silver oxide  
 Material: Al+GLASS



**MODEL:PAR16-220V-GU10-5W**

Power rating: 5 W  
 Luminous flux : 380LM  
 Working Voltage: 220-240V 50/60Hz  
 CRI : ≥80  
 Optional lamp holder type: GX5.3/GU10  
 Beam angle: 30°  
 Surface treatment: silver oxide  
 Material: Al+GLASS



**Packing information**

MODEL	Product Weight(g)	Inner box size (mm)	Pcs / CTN	MEAS(CM)	Net/gross weight(KG)
JR16-220V-GX5.3-3W JR16-220V-GX5.3-5W MR16-12V-GU5.3-3W MR16-12V-GU5.3-5W	47g	50*50*50 mm	200 pcs/CTN	52*26.5*22CM	9.6 KG / 11.8 KG
PAR16-220V-GX5.3-3W PAR16-220V-GX5.3-5W PAR16-220V-GU10-3W PAR16-220V-GU10-5W	51g	50*50*56 mm	200 pcs/CTN	52*26.5*24.5CM	11.4 KG / 13.9 KG

**Loading information**

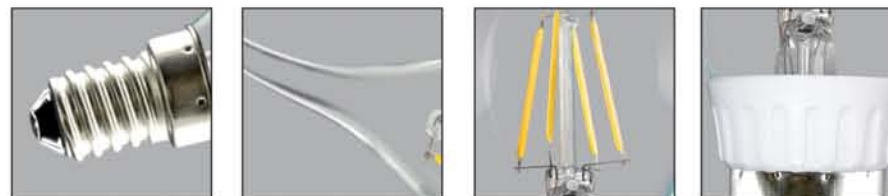
MODEL	20 GP loading quantity	40 HQ loading quantity
JR16-220V-GX5.3-3W JR16-220V-GX5.3-5W MR16-12V-GU5.3-3W MR16-12V-GU5.3-5W	920 CTN	2230 CTN
PAR16-220V-GX5.3-3W PAR16-220V-GX5.3-5W PAR16-220V-GU10-3W PAR16-220V-GU10-5W	820 CTN	2010 CTN

# LED CANDLE LAMP



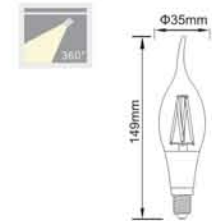
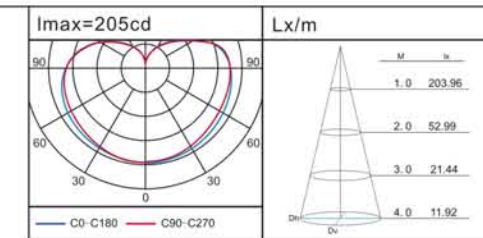
**Product features:**

- Round bulb, compact appearance, light weight, aluminum shell with glass chimney, good light performance, even and softlight, no glare. visible filament light let you have a fresh and comfortable feeling; LED filament bulb is innovative product, 4 years service life, high luminous efficiency, more energy saving, environmental protection.



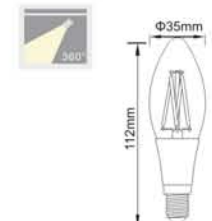
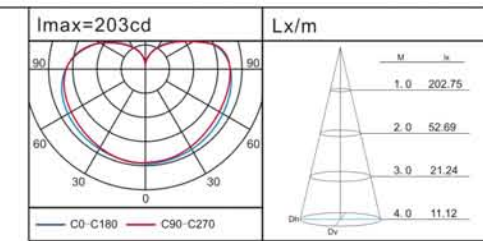
**MODEL-V-CB0404**

Power rating: 4 W  
 Luminous flux : 400LM  
 Working Voltage: 220-240V 50/60Hz  
 CRI ≥80  
 Optional lamp holder type: E14  
 Beam angle: 360°  
 Surface treatment: silver oxide  
 Material: Al+GLASS



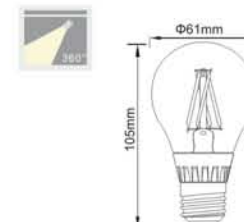
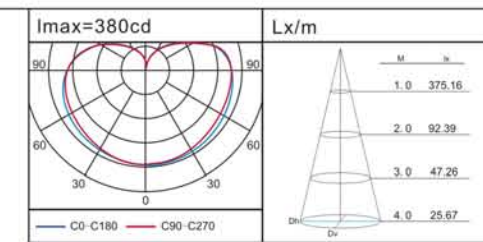
**MODEL-V-TB0404**

Power rating: 4 W  
 Luminous flux : 400LM  
 Working Voltage: 220-240V 50/60Hz  
 CRI ≥80  
 Optional lamp holder type: E14  
 Beam angle: 360°  
 Surface treatment: silver oxide  
 Material: Al+GLASS



**MODEL-V-B0306**

Power rating: 6 W  
 Luminous flux : 600LM  
 Working Voltage: 220-240V 50/60Hz  
 CRI ≥80  
 Optional lamp holder type: E27  
 Beam angle: 360°  
 Surface treatment: silver oxide  
 Material: Al+GLASS



**Packing information**

MODEL	Product Weight(g)	Inner box size (mm)	Pcs / CTN	MEAS(CM)	Net/gross weight(KG)
V-CB0404	22g	37*37*130 mm	100 pcs/CTN	39.5*20*28CM	2.4 KG / 3.6 KG
V-TB0404	26g	37*37*115 mm	100 pcs/CTN	39.5*20*25CM	2.8 KG / 4 KG
V-B0306	38g	61*61*115 mm	100 pcs/CTN	63*32.5*25CM	4 KG / 5.5 KG

**Loading information**

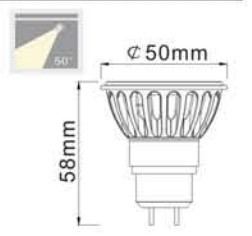
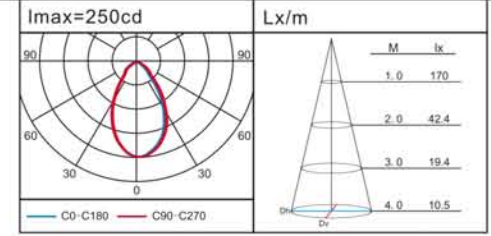
MODEL	20 GP loading quantity	40 HQ loading quantity
V-CB0404	1260 CTN	3070 CTN
V-TB0404	1400 CTN	3400 CTN
V-B0306	550 CTN	1330 CTN

# LED COB LAMP CUP



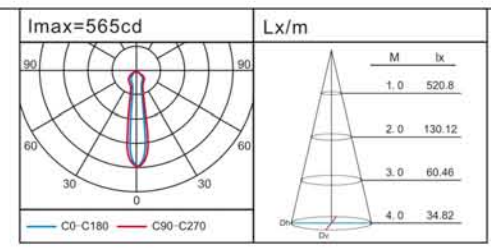
**MODEL:V-0403**

Power rating: 3 W  
 Luminous flux : 230LM  
 Working Voltage: 220-240V 50/60HZ  
 CRI: ≥75  
 Optional lamp holder type: G5.3/GU10/E27  
 Beam angle: 50°  
 Surface treatment: Spray gray  
 Material: Al+PC



**MODEL:V-0405**

Power rating: 3 W  
 Luminous flux : 250LM  
 Working Voltage: 220-240V 50/60HZ  
 CRI: ≥75  
 Optional lamp holder type: G5.3/GU10/E27  
 Beam angle: 25°  
 Surface treatment: Spray gray  
 Material: Al+PC



**Packing information**

MODEL	Product Weight(g)	Inner box size (mm)	Pcs / CTN	MEAS(CM)	Net/gross weight(KG)
V-0403	36.8g	50*50*60 mm	100 pcs/CTN	52.5*26.5*13.5 CM	3.5 KG / 4.8 KG
V-0405	36.8g	50*50*60 mm	100 pcs/CTN	52.5*26.5*13.5 CM	3.5 KG / 4.8 KG

**Loading information**

MODEL	20 GP loading quantity	40 HQ loading quantity
V-0403	1500 CTN	3680 CTN
V-0405	1500 CTN	3680 CTN

**Product features:**

- Especially fins design of heat dissipation ,precision artistic of aluminum ,realize heat dissipation and beauty surface.
- Astigmatia and spotlight two optical reflector cup ,content your different requirement.
- Specially design of heat dissipation light source with high quality IC driver.
- Widely used in hotel,store,home,museum and some indoor important scene light.



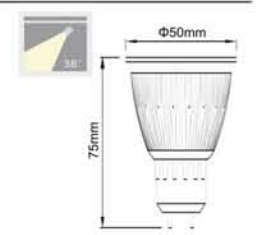
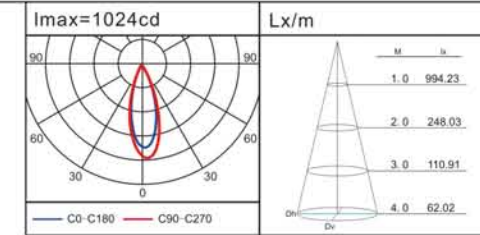


# LED COB LAMP CUP



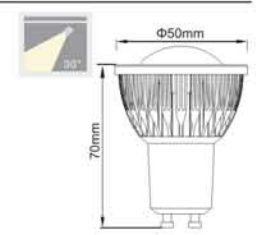
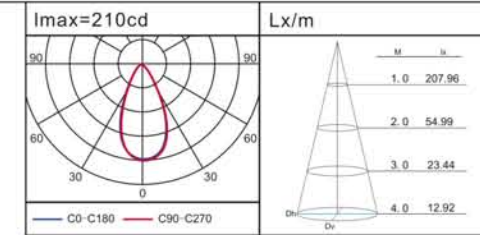
**MODEL-V-0411**

Power rating: 5 W  
 Luminous flux : 380LM  
 Working Voltage: 220-240V 50/60HZ  
 CRI: ≥75  
 Optional lamp holder type: G5.3/GU10/E27  
 Beam angle: 38°  
 Surface treatment: silver oxide  
 Material:Al+PMMA



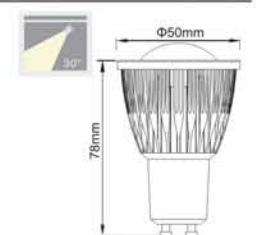
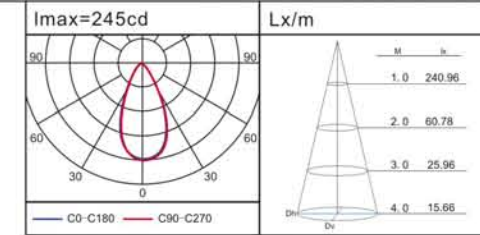
**MODEL-V-0429**

Power rating: 4 W  
 Luminous flux : 360LM  
 Working Voltage: 220-240V 50/60Hz  
 CRI: ≥75  
 Optional lamp holder type: G5.3/GU10/E27  
 Beam angle: 30°  
 Surface treatment: silver oxide  
 Material: Al+PMMA



**MODEL-V-0430**

Power rating: 5 W  
 Luminous flux : 450LM  
 Working Voltage: 220-240V 50/60Hz  
 CRI: ≥75  
 Optional lamp holder type: G5.3/GU10/E27  
 Beam angle: 30°  
 Surface treatment: silver oxide  
 Material: Al+PMMA



**Product features:**

- double fins aluminum body ,frosted oxidation effect ,realize heat dissipation and beauty surface.
- Use high transmittance acrylic diamond optical lens,perfect imitate traditional halogen spot light tenet.
- Specially design of heat dissipation light source with high quality IC driver.
- Widely used in hotel corridor,jewelry store,home decorate ,museum and some indoor important scene light.



**Packing information**

MODEL	Product Weight(g)	Inner box size (mm)	Pcs / CTN	MEAS(CM)	Net/gross weight(KG)
V-0411	75g	50*50*80 mm	100 pcs/CTN	42*27*22 CM	7.5 KG / 8.3 KG
V-0429	40g	50*50*71 mm	100 pcs/CTN	53*27*16.5CM	4.2 KG / 5.4 KG
V-0430	45g	50*50*82 mm	100 pcs/CTN	53*27*18.5CM	4.9 KG / 6.2 KG

**Loading information**

MODEL	20 GP loading quantity	40 HQ loading quantity
V-0411	1122 CTN	2725 CTN
V-0429	1335 CTN	3250 CTN
V-0430	1100 CTN	2680 CTN

# LED COB LAMP CUP



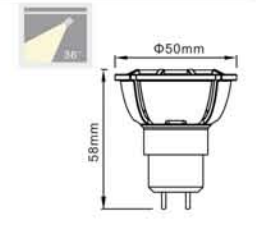
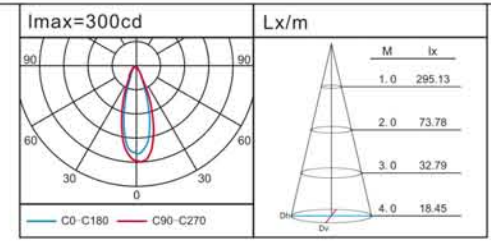
**Product features:**

- Unique air convection heat dissipation design, precision aluminum casting process. Be satisfied with the demand of high power heat dissipation delicate and fashionable at the same time.
- Using the high pass filter acrylic diamond beads point of optical lens, perfect simulation of the traditional halogen lamp light-emitting principle.
- Special design of heat dissipation of light source supporting high quality constant current IC control driver, quality assurance two years for 30000 hours.
- Widely used in the hotel corridor, jewelry shops, household act the role ofing is tasted, Museum project such as indoor place, focus of the projection lighting .



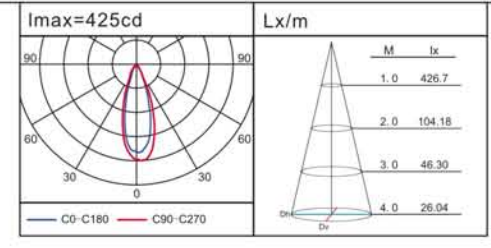
**MODEL:V-0424**

Power rating: 4 W  
 Luminous flux: 240LM  
 Working Voltage: 220-240V 50/60HZ  
 CRI: ≥75  
 Optional lamp holder type: G5.3/GU10  
 Beam angle: 36°  
 Surface treatment: silver spray ashes+black  
 Material: Al+PC+PMMA



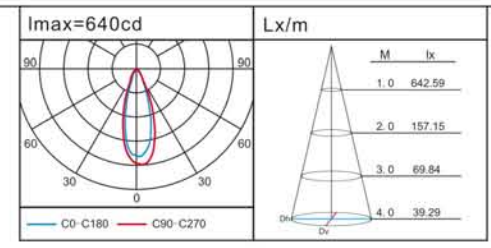
**MODEL:V-0426**

Power rating: 6 W  
 Luminous flux: 360LM  
 Working Voltage: 220-240V 50/60HZ  
 CRI: ≥75  
 Optional lamp holder type: G5.3/GU10  
 Beam angle: 36°  
 Surface treatment: silver spray ashes+black  
 Material: Al+PC+PMMA



**MODEL:V-0428**

Power rating: 8 W  
 Luminous flux: 480LM  
 Working Voltage: 220-240V 50/60HZ  
 CRI: ≥75  
 Optional lamp holder type: G5.3/GU10  
 Beam angle: 36°  
 Surface treatment: silver spray ashes+black  
 Material: Al+PC+PMMA



**Packing information**

MODEL	Product Weight(g)	Inner box size (mm)	Pcs / CTN	MEAS(CM)	Net/gross weight(KG)
V-0424	38.5g	50*50*65 mm	100 pcs/CTN	53*26.5*14 CM	3.85KG/5.45KG
V-0426	57.5g	50*50*80 mm	100 pcs/CTN	53*26.5*18 CM	5.75KG/7.88KG
V-0428	57.5g	50*50*80 mm	100 pcs/CTN	53*26.5*18 CM	5.75KG/7.88KG

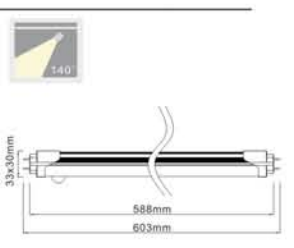
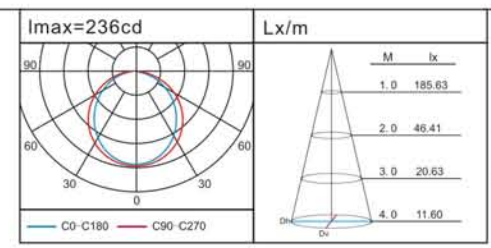
**Loading information**

MODEL	20 GP loading quantity	40 HQ loading quantity
V-0424	1420 CTN	3450 CTN
V-0426	1100 CTN	2690 CTN
V-0428	1100 CTN	2690 CTN

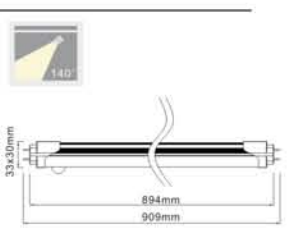
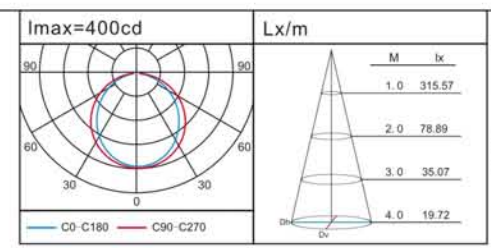
# T8 LED TUBE



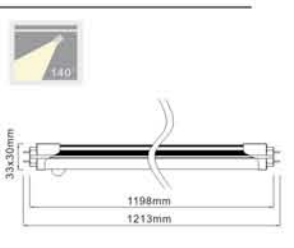
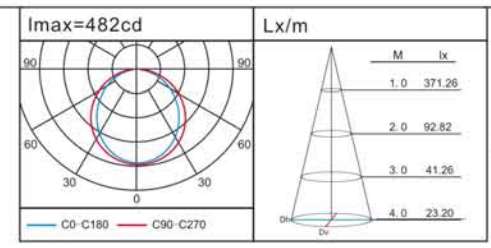
**MODEL:V-T860M GY**  
 Power rating: 9 W  
 Luminous flux: 750LM  
 Working Voltage: 220-240V 50/60HZ  
 CRI: ≥75  
 Beam angle :140°  
 Surface treatment: silver oxide  
 Material:AL+PC



**MODEL:V-T890M GY**  
 Power rating:16 W  
 Luminous flux: 1300LM  
 Working Voltage: 220-240V 50/60HZ  
 CRI: ≥75  
 Beam angle :140°  
 Surface treatment: silver oxide  
 Material:AL+PC



**MODEL:V-T8120M GY**  
 Power rating: 18 W  
 Luminous flux: 1500LM  
 Working Voltage: 220-240V 50/60HZ  
 CRI: ≥75  
 Beam angle :140°  
 Surface treatment: silver oxide  
 Material:AL+PC



### Packing information

MODEL	Product Weight(g)	Inner box size (mm)	Pcs / CTN	MEAS(CM)	Net/gross weight(KG)
V-T860M GY	120 g	630*30*40 mm	20pcs/CTN	64.5*17*18 CM	2.4 KG / 3.5 KG
V-T890M GY	236 g	932*30*40 mm	20 pcs/CTN	94.5*17*18 CM	4.7 KG / 6 KG
V-T8120M GY	300g	1231*30*40 mm	20 pcs/CTN	124.5*17*18 CM	6 KG / 7.5 KG

### Loading information

MODEL	20 GP loading quantity	40 HQ loading quantity
V-T860M GY	1420 CTN	3450 CTN
V-T890M GY	1000 CTN	2350 CTN
V-T8120M GY	730 CTN	1790 CTN



#### Product features:

- Automatic induction: lighting when people come, left automatically down to 1-3 w, optimized control design, energy saving.
- Humanized design, easy installation, use the advanced human body thermal infrared detection technology, is different with traditional common technology such as acoustic, touching, button, high sensitivity, anti-jamming, silent, reaction speed, the induction distance. Its no radiation, the power consumption of the device is very small, and without contact, can maximum limit to ensure people's health, far away from germs infection unexpectedly
- Energy saving, long life, low power consumption, super long standby, super sensitivity: high brightness LED life, effective to eliminate the long time load, save electricity, extend the load life
- Widely used in large office, conference room, department stores, specialty stores, lab, airports and some other places



LED LAMP CUP



LED BULB/LED LAMP



LED FILAMENT LAMP



T8/T5 LED TUBE



## LED ASSISTED SPOT LIGHT

Breaking through the appearance of the conventional light, LED spot light can easily build a light environment with more novel and efficiency. It can be widely applied to malls, clubs, home decoration, cabinet and other places.



# COB DIE-CASTING SPOT LIGHT

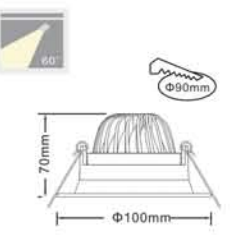
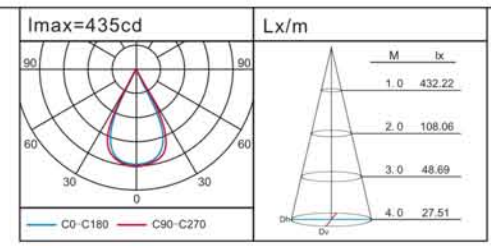


**Product features:**

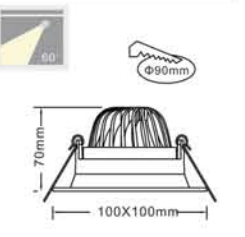
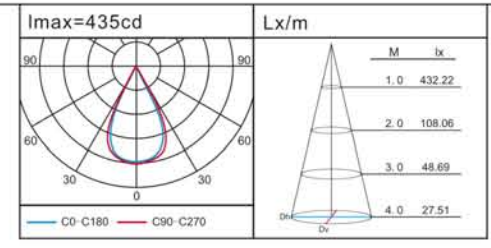
- Unique fins heat dissipation design . precision aluminum extrusion, car aluminum technology, excellent heat dissipation structure as well beautiful and generous.
- Use the unique high brightness COB light source, 60° optical reflective cup, bobbing free to 30°, perfect deduce the demand of irradiation position of the ceiling lamp
- Specially design of heat dissipation light source with high quality Constant current IC driver.
- Widely used in hotel,store,home,museum and some other indoor places as the important spot lighting scenarios.



**MODEL:V-0502**  
 Power rating:8 W  
 Luminous flux: 620LM  
 Working Voltage: 220-240V 50/60HZ  
 CRI: ≥73  
 Beam angle :60°  
 Surface treatment: WH/SN  
 Material:Al+GLASS



**MODEL:V-0503**  
 Power rating:8 W  
 Luminous flux: 620LM  
 Working Voltage: 220-240V 50/60HZ  
 CRI: ≥73  
 Beam angle :60°  
 Surface treatment: WH/SN  
 Material:Al+GLASS



**Packing information**

MODEL	Product Weight(g)	Inner box size (mm)	Pcs / CTN	MEAS(CM)	Net/gross weight(KG)
V-0502	200 g	110*110*85 mm	30pcs/CTN	47*24*35.5 CM	6 KG / 8 KG
V-0503	200 g	110*110*85 mm	30 pcs/CTN	47*24*35.5 CM	6 KG / 8 KG

**Loading information**

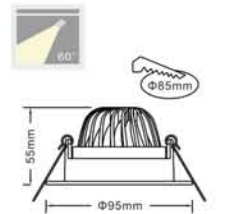
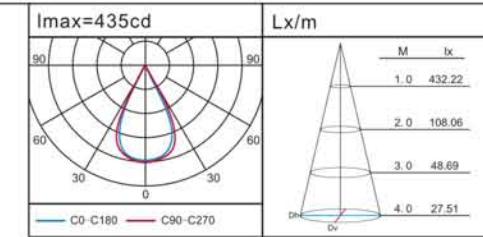
MODEL	20 GP loading quantity	40 HQ loading quantity
V-0502	700CTN	1700CTN
V-0503	700CTN	1700CTN

# COB DIE-CASTING SPOT LIGHT



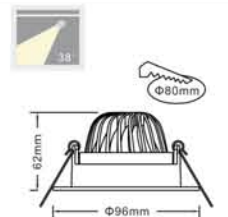
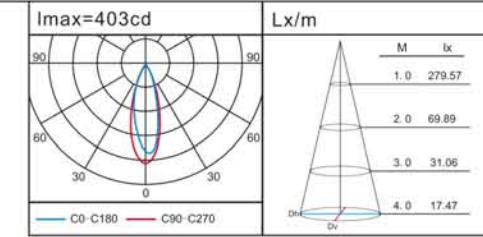
**MODEL:V-0504**

Power rating:8 W  
 Luminous flux: 620LM  
 Working Voltage: 220-240V 50/60HZ  
 CRI: ≥73  
 Beam angle: 60°  
 Surface treatment: WH/SN  
 Material:Al+GLASS



**MODEL:V-0512**

Power rating:6 W  
 Luminous flux: 420LM  
 Working Voltage: 220-240V 50/60HZ  
 CRI: ≥73  
 Beam angle: 38°  
 Surface treatment: WH/SN  
 Material:Al+GLASS



**Product features:**

- Unique fins heat dissipation design . precision aluminum extrusion, car aluminum technology, excellent heat dissipation structure as well beautiful and generous.
- Use the unique high brightness COB light source, 60 ° optical reflective cup, bobbing free to 30 °, perfect deduce the demand of irradiation position of the ceiling lamp
- Specially design of heat dissipation light source with high quality Constant current IC driver.
- Widely used in hotel,store,home,museum and some other indoor places as the important spot lighting scenarios.



**Packing information**

MODEL	Product Weight(g)	Inner box size (mm)	Pcs / CTN	MEAS(CM)	Net/gross weight(KG)
V-0504	200 g	110*110*85 mm	30pcs/CTN	47*24*35.5 CM	6 KG / 8 KG
V-0512	200 g	110*85*110 mm	30 pcs/CTN	47*24*35.5 CM	6.2KG / 8.3KG

**Loading information**

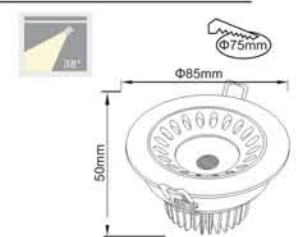
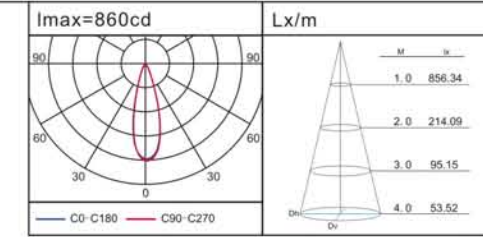
MODEL	20 GP loading quantity	40 HQ loading quantity
V-0504	700CTN	1700CTN
V-0512	740CTN	1800CTN

# COB ALUMINUM SPOT LIGHT



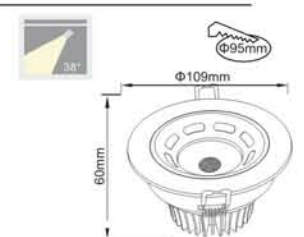
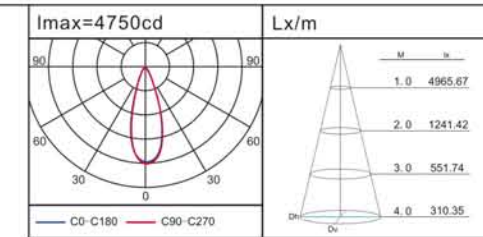
**MODEL-V-4206**

Power rating: 6 W  
Luminous flux : 480LM  
Working Voltage: 220-240V 50/60Hz  
CRI: ≥75  
Beam angle: 38°  
Surface treatment: White/White+black  
Material: Al+PMMA



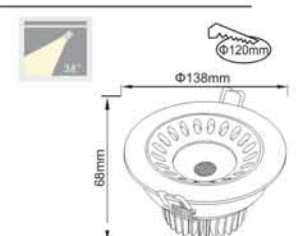
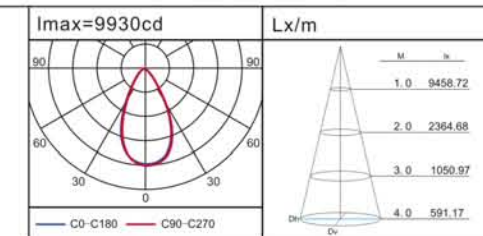
**MODEL-V-4209**

Power rating: 9 W  
Luminous flux : 750LM  
Working Voltage: 220-240V 50/60Hz  
CRI: ≥75  
Beam angle: 38°  
Surface treatment: White+black/White  
Material: Al+PMMA



**MODEL-V-4215**

Power rating: 15 W  
Luminous flux : 1250LM  
Working Voltage: 220-240V 50/60Hz  
CRI: ≥75  
Beam angle: 38°  
Surface treatment: White/White+black  
Material: Al+PMMA



**Product features:**

- Blade type radiator with high purity aluminum anodic oxidation treatment can dissipate heat well, black and white mixed performance is upscale and more layering feeling. Point bead with netted PMMA optical lens, secondary light refraction make light more uniformly more efficient, middle black ABS plastic parts is flame retardant and high temperature resistant.



**Packing information**

MODEL	Product Weight(g)	Inner box size (mm)	Pcs / CTN	MEAS(CM)	Net/gross weight(KG)
V-4206	155g	115*115*75 mm	20 pcs/CTN	59*24.5*17CM	3.1 KG / 3.3 KG
V-4209	274g	140*140*85 mm	18 pcs/CTN	43.5*43.5*19CM	5.0 KG / 6.2 KG
V-4215	511g	170*170*95 mm	12 pcs/CTN	42*35.5*21CM	6.2 KG / 7.4 KG

**Loading information**

MODEL	20 GP loading quantity	40 HQ loading quantity
V-4206	1140CTN	2760 CTN
V-4209	780 CTN	1890 CTN
V-4215	900 CTN	2170 CTN

## LED ASSISTED SPOT LIGHT



### COB ALUMINUM SPOT LIGHT

V.MAX



V-CLQ0107R 7W



V-CLQ0107S 7W



V-CLM0107R 7W



V-CLM0107S 7W



V-CLQ0112R 12W



V-CLQ0112S 12W



V-4206 6W



V-4209 9W



V-4215 15W

MODI



MD-C0305 5W



MD-C0307 7W



MD-C0405 5W



MD-C0407 7W



MD-C0505 5W



MD-C0507 7W



MD-K0005S 5W  
MD-K0008S 8W



MD-K0005S 5W  
MD-K0008S 8W

### COB DIE-CASTING SPOT LIGHT

V.MAX



V-0502 8W



V-0503 8W



V-0504 8W



V-0505 8W



V-0512 8W

### COB DIE-CASTING SPOT LIGHT

V.MAX



V-3007A 7W



V-3012A 12W



V-3107A 7W



V-3112A 12W



V-3207A 7W



V-3212A 12W



## LED POWER TYPE DOWN LIGHT

High power LED down light is a perfect replacement of the conventional down light with energy saving lamps. With a fashionable appearance, scientific light distribution, efficiency and ECO performance, it is suitable for large office, conference room, department stores and shops, laboratory, airports and other public lighting places.

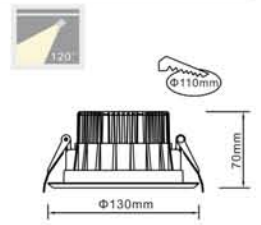
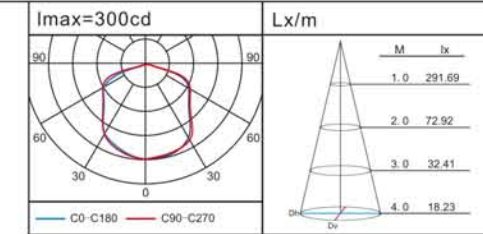


# COB DOWN LIGHT



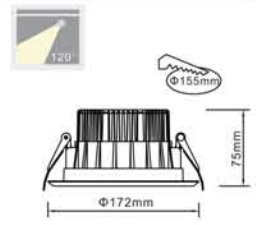
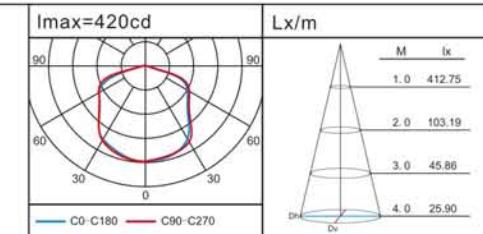
**MODEL:V-C1910**

Power rating:10 W  
Luminous flux: 880LM  
Working Voltage: 220-240V 50/60HZ  
CRI: ≥75  
Beam angle :120°  
Surface treatment: WH/SN/CH/SG  
Material:Al+PC+GLASS



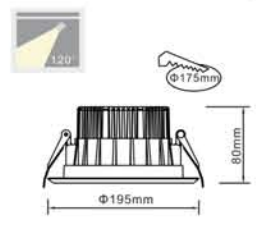
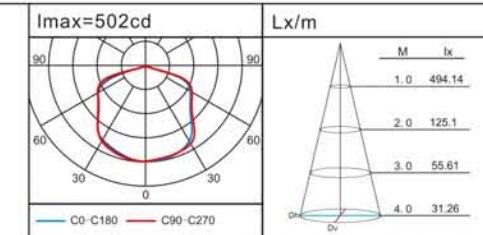
**MODEL:V-C1915**

Power rating:15W  
Luminous flux: 1400LM  
Working Voltage: 220-240V 50/60HZ  
CRI: ≥75  
Beam angle :120°  
Surface treatment: WH/SN/CH/SG  
Material:Al+PC+GLASS



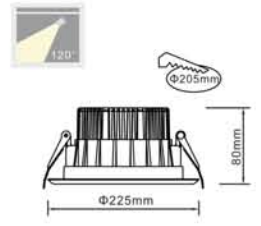
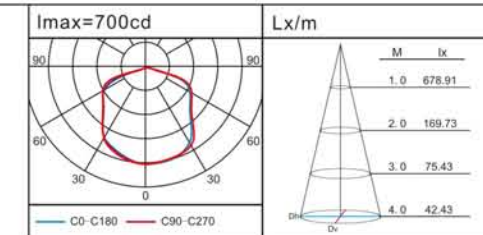
**MODEL:V-C1920**

Power rating:20 W  
Luminous flux: 1900LM  
Working Voltage: 220-240V 50/60HZ  
CRI: ≥75  
Beam angle :120°  
Surface treatment: WH/SN/CH/SG  
Material:Al+PC+GLASS



**MODEL:V-C1930**

Power rating:30 W  
Luminous flux : 2600LM  
Working Voltage: 220-240V 50/60HZ  
CRI: ≥75  
Beam angle :120°  
Surface treatment: WH/SN/CH/SG  
Material:Al+PC+GLASS



**Product features:**

- Unique classic fins heat dissipation design, precision aluminum die casting technology, not only have the good heat dissipation structure but also make the light more stronger.
- Using unique high brightness COB light, wide Angle optical reflective cup match between grinding processing, effectively prevent glare design, perfect deduce the use of the canister light to different places of lighting requirements
- Specially design of heat dissipation light source with quality IC driver.
- Widely used in large office, conference room, department stores, specialty stores, lab, airports and other places .



**Packing information**

MODEL	Product Weight(g)	Inner box size (mm)	Pcs / CTN	MEAS(CM)	Net/gross weight(KG)
V-C1910	223 g	135*145*75mm	30pcs/CTN	41.5*32*42 CM	6.7 KG/9 KG
V-C1915	475 g	175*185*75mm	20 pcs/CTN	42*39.5*37 CM	9.5KG/13.3KG
V-C1920	680 g	195*205*85mm	10pcs/CTN	45*22.5*41 CM	6.8 KG/9 KG
V-C1930	850 g	230*240*85mm	10pcs/CTN	45*25*47 CM	8.5 KG/11 KG

**Loading information**

MODEL	20 GP loading quantity	40 HQ loading quantity
V-C1910	510CTN	1230 CTN
V-C1915	450 CTN	1110 CTN
V-C1920	680 CTN	1650 CTN
V-C1930	530 CTN	1280 CTN

# COB DOWN LIGHT



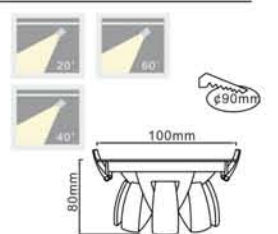
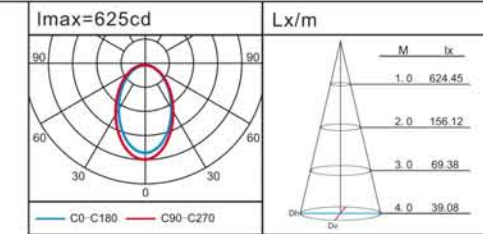
### Product features:

- Unique classic heat dissipation fins design, precision aluminum die casting technology, good heat dissipation structure, as well beautiful and generous.
- Specially design of heat dissipation light source with high quality IC driver.
- Widely used in large office, conference room, department stores, specialty stores, lab, airports and other places



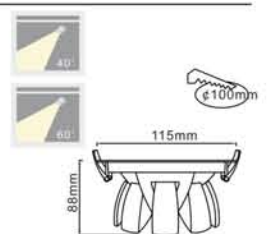
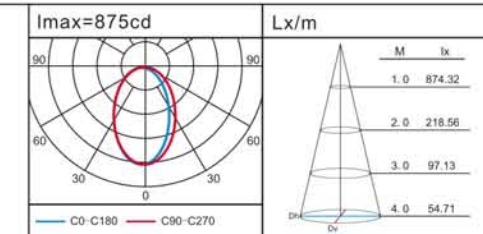
### MODEL-V-3812R

Power rating: 12 W  
 Luminous flux: 960LM  
 Working Voltage: 100-250 V 50/60 Hz  
 CRI: ≥75  
 Beam angle: 24° 40° 60°  
 Surface treatment: WH/SN/CH  
 Material: Al+PC



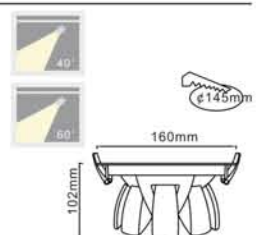
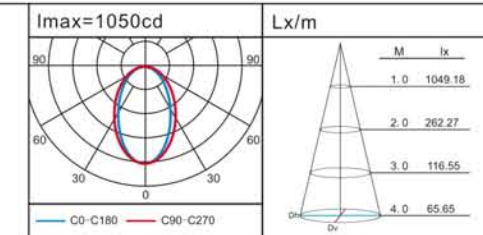
### MODEL-V-3815R

Power rating: 15 W  
 Luminous flux: 1200LM  
 Working Voltage: 100-250 V 50/60 Hz  
 CRI: ≥75  
 Beam angle: 40° 60°  
 Surface treatment: WH/SN/CH  
 Material: Al+PC



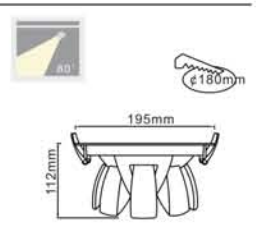
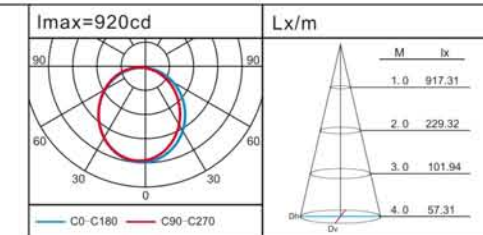
### MODEL-V-3820R

Power rating: 20 W  
 Luminous flux: 1600LM  
 Working Voltage: 100-250 V 50/60 Hz  
 CRI: ≥75  
 Beam angle: 40° 60°  
 Surface treatment: WH/SN/CH  
 Material: Al+PC



### MODEL-V-3830R

Power rating: 30 W  
 Luminous flux: 2400LM  
 Working Voltage: 100-250 V 50/60 Hz  
 CRI: ≥75  
 Beam angle: 80°  
 Surface treatment: WH/SN/CH  
 Material: Al+PC



### Packing information

MODEL	Product Weight(g)	Inner box size (mm)	Pcs / CTN	MEAS(CM)	Net/gross weight(KG)
V-3812R	286 g	110*110*86 mm	30 PCS / CTN	45*24*35 CM	8.58 KG/10 KG
V-3815R	397 g	120*120*95 mm	30 PCS / CTN	49*25*38 CM	11.9 KG/13 KG
V-3820R	652 g	165*165*120 mm	20 PCS / CTN	62*35*36 CM	13 KG/15 KG
V-3830R	1019 g	210*210*120 mm	10pcs/CTN	62*22*44 CM	10.19 KG/12 KG

### Loading information

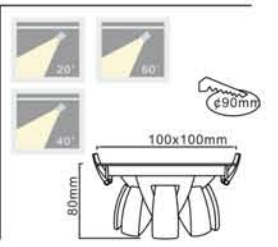
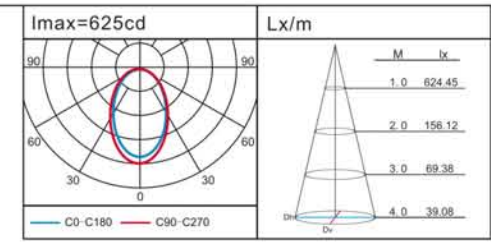
MODEL	20 GP loading quantity	40 HQ loading quantity
V-3812R	740 CTN	1800 CTN
V-3815R	600 CTN	1470 CTN
V-3820R	350 CTN	870 CTN
V-3830R	460 CTN	1130 CTN

# COB DOWN LIGHT



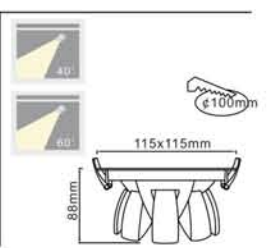
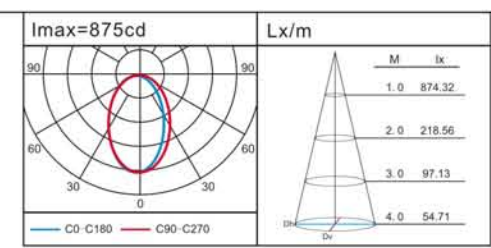
**MODEL:V-3812S**

Power rating:12 W  
 Luminous flux : 960LM  
 Working Voltage: 100-250 V 50/60 Hz  
 CRI: ≥75  
 Beam angle :24° 40° 60°  
 Surface treatment: WH/SN/CH  
 Material:Al+PC



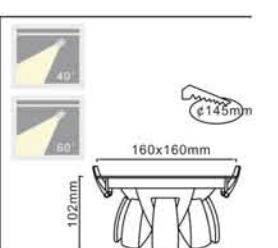
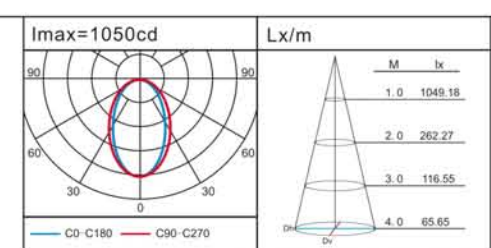
**MODEL:V-3815S**

Power rating:15W  
 Luminous flux : 1200LM  
 Working Voltage: 100-250 V 50/60 Hz  
 CRI: ≥75  
 Beam angle : 40° 60°  
 Surface treatment: WH/SN/CH  
 Material:Al+PC



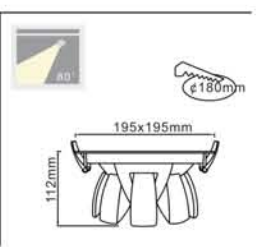
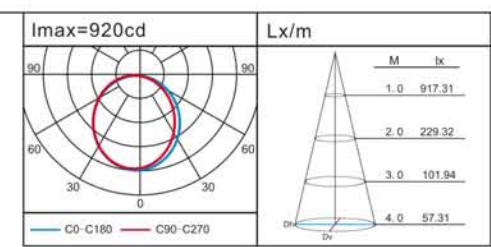
**MODEL:V-3820S**

Power rating:20 W  
 Luminous flux : 1600LM  
 Working Voltage: 100-250 V 50/60 Hz  
 CRI: ≥75  
 Beam angle : 40° 60°  
 Surface treatment: WH/SN/CH  
 Material:Al+PC



**MODEL:V-3830S**

Power rating:30 W  
 Luminous flux : 2400LM  
 Working Voltage: 100-250 V 50/60 Hz  
 CRI: ≥75  
 Beam angle :80°  
 Surface treatment: WH/SN/CH  
 Material:Al+PC



**Packing information**

MODEL	Product Weight(g)	Inner box size (mm)	Pcs / CTN	MEAS(CM)	Net/gross weight(KG)
V-3812S	286 g	110*110*86 mm	30pcs/CTN	45*24*35 CM	8.58 KG/10 KG
V-3815S	397 g	120*120*95 mm	30 PCS / CTN	49*25*38 CM	11.9 KG/13 KG
V-3820S	652 g	165*165*120 mm	20 PCS / CTN	62*35*36 CM	13 KG/15 KG
V-3830S	1019 g	210*210*120 mm	10pcs/CTN	62*22*44 CM	10.19 KG/12 KG

**Loading information**

MODEL	20 GP loading quantity	40 HQ loading quantity
V-3812S	740 CTN	1800 CTN
V-3815S	600 CTN	1470 CTN
V-3820S	350 CTN	870 CTN
V-3830S	460 CTN	1130 CTN



**Product features:**

- Unique classic heat dissipation fins design, precision aluminum die casting technology, good heat dissipation structure ,as well beautiful and generous.
- Specially design of heat dissipation light source with quality IC driver.
- Widely used in large office, conference room, department stores, specialty stores, lab, airports and other places



# LED ANTIFOG DOWN LIGHT



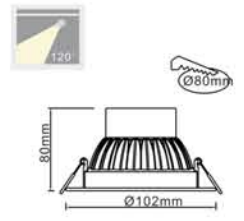
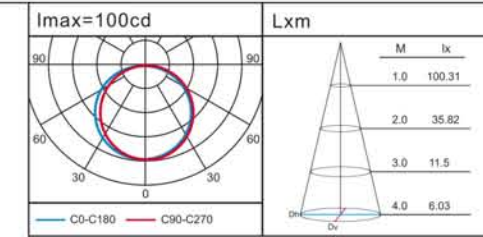
### Product features:

- Unique classic heat dissipation fins design, precision aluminum stamping process, realizing good heat dissipation structure as well generous.
- Adopt unique high brightness SMD light source, wide Angle optical design, perfect deduce the down light to different places of lighting requirements.
- Specially design of heat dissipation light source with high quality IC driver.
- Widely used in large office, conference room, department stores, specialty stores, lab, airports and other places



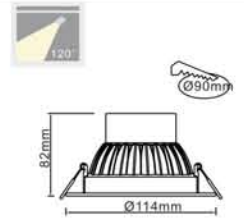
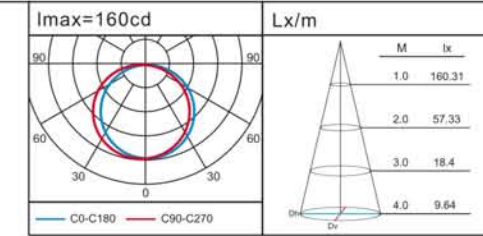
#### MODEL:MD-TD2301

Power rating:4W  
Luminous flux : 240LM  
Working Voltage: 220~240 V 50/60 Hz  
CRI: ≥75  
Beam angle :120°  
Surface treatment: WH  
Material:Al+PC



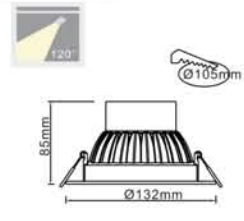
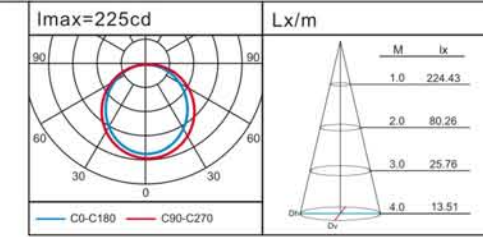
#### MODEL:MD-TD2302

Power rating:6W  
Luminous flux : 400LM  
Working Voltage: 220~240 V 50/60 Hz  
CRI: ≥75  
Beam angle : 120°  
Surface treatment: WH  
Material:Al+PC



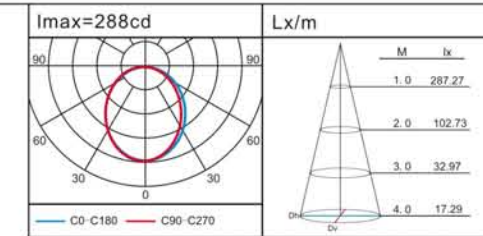
#### MODEL:MD-TD2303

Power rating:8W  
Luminous flux : 560LM  
Working Voltage: 220~240 V 50/60 Hz  
CRI: ≥75  
Beam angle : 120°  
Surface treatment: WH  
Material:Al+PC



#### MODEL:MD-TD2304

Power rating:10W  
Luminous flux : 680LM  
Working Voltage: 220~240 V 50/60 Hz  
CRI: ≥75  
Beam angle : 120°  
Surface treatment: WH  
Material:Al+PC



### Packing information

MODEL	Product Weight(g)	Inner box size (mm)	Pcs / CTN	MEAS(CM)	Net/gross weight(KG)
MD-TD2301	173 g	105*105*100mm	50 PCS / CTN	54.5*22.5*52CM	8.7KG/9.4KG
MD-TD2302	209 g	120*120*100mm	50 PCS / CTN	62*25.5*52CM	10.5KG/11.4KG
MD-TD2303	257 g	135*135*110mm	50 PCS / CTN	69.5*28.5*57MM	12.9KG/14KG
MD-TD2304	331 g	165*165*110mm	40 PCS / CTN	84.5*34.5*46CM	13.3KG/14.5KG

### Loading information

MODEL	20 GP loading quantity	40 HQ loading quantity
MD-TD2301	440 CTN	1070 CTN
MD-TD2302	320 CTN	790 CTN
MD-TD2303	255 CTN	620 CTN
MD-TD2304	200 CTN	500 CTN

DIE-CASTING DOWN LIGHT

V.MAX



V-C1907 7W



V-C1910 10W



V-C1915 15W



V-C1920 20W



V-C1930 30W



V-C1940 40W

COB ANTI-DAZZLE DOWN LIGHT

MODI



M-212503 3W



M-213506 6W



M-214010 10W



M-215012 12W



M-216018 18W



M-218025 25W

DIE-CASTING ZAGA DOWN LIGHT

V.MAX



V-3812R 10W



V-3815R 15W



V-3820R 20W



V-3830R 30W



V-3840R 40W



V-3812S 10W



V-3815S 15W



V-3820S 20W



V-3830S 30W



V-3840S 40W

LED ANTIFOG DOWN LIGHT

V.MAX



V-2310 3W+7W



V-2315 5W+10W



V-2320 10W+10W



V-2510 3W+7W



V-2515 5W+10W



V-2520 10W+10W

MODI



MD-TD2301 4W



MD-TD2302 6W



MD-TD2303 8W



MD-TD2304 10W



MD-TD2305 18W



MD-TD2306 25W



MD-0110B 10W



MD-0115B 15W



MD-0120B 20W



## LED Intelligent lighting

Automatic light can not only meet the itself demand of basic lighting but also added the function of intelligent transformation, added fun and moving Sentiment for the original lighting system When the switch control, have the down light which can change the color temperature and the panel light can change the main and second color , Through the use of intelligent lighting products to build different lighting space atmosphere. Can Widely used in hotels, bars, leisure places, home lighting and other lighting environment.



# HOUSEHOLD INTELLIGENT DOWN LIGHT



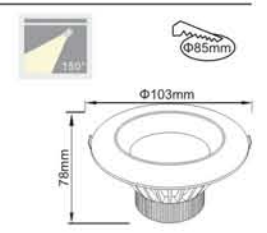
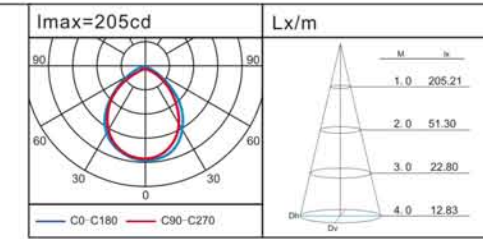
### Product features:

- Design simple and stylish, lightweight powerful and practical, scientific distribution of light and color matching system, the lampshade adopts high quality acrylic diffuser panel with HD transparent milky white acrylic surface ring light, light refracting surface ring integrated transparent and bright appearance, light uniform pure soft, warm and comfortable mood lighting. The downlight shell is made of high purity aluminum die-casting, good heat dissipation, high temperature curing powder electrostatic technology, corrosion resistance, never change the surface color.



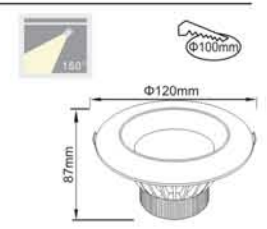
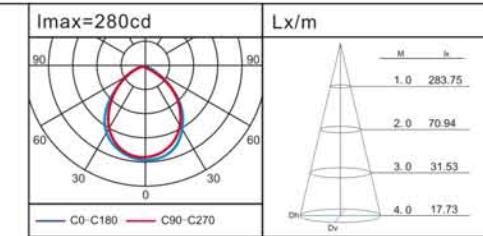
#### MODEL-V-DLQ0808RY

Power rating: 8 W  
Luminous flux : 530LM  
Working Voltage: 220-240V 50/60Hz  
CRI: ≥75  
Beam angle: 150°  
Surface treatment: White  
Material: Al+PC



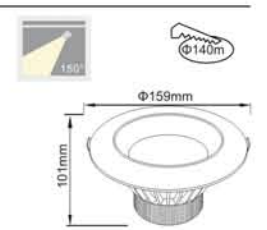
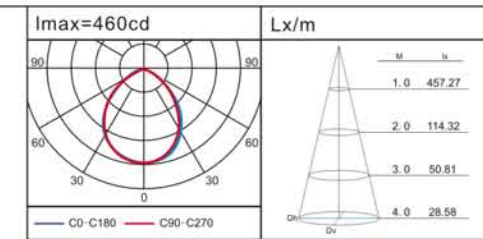
#### MODEL-V-DLQ0812RY

Power rating: 12 W  
Luminous flux : 780LM  
Working Voltage: 220-240V 50/60Hz  
CRI: ≥75  
Beam angle: 150°  
Surface treatment: White  
Material: Al+PC



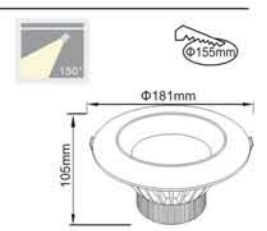
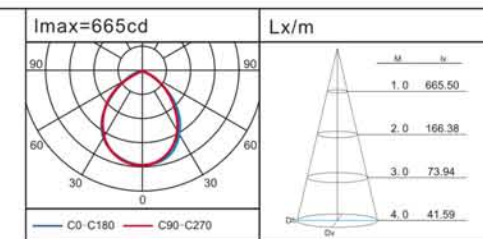
#### MODEL-V-DLQ0815RY

Power rating: 15 W  
Luminous flux : 1200LM  
Working Voltage: 220-240V 50/60Hz  
CRI: ≥75  
Beam angle: 150°  
Surface treatment: White  
Material: Al+PC



#### MODEL-V-DLQ0820RY

Power rating: 20 W  
Luminous flux : 1800LM  
Working Voltage: 220-240V 50/60Hz  
CRI: ≥75  
Beam angle: 150°  
Surface treatment: White  
Material: Al+PC



### Packing information

MODEL	Product Weight(g)	Inner box size (mm)	Pcs / CTN	MEAS(CM)	Net/gross weight(KG)
V-DLQ0808RY	230g	140*140*100 mm	40 pcs/CTN	58*29.5*52CM	10 KG / 11.4 KG
V-DLQ0812RY	275g	155*155*115 mm	20 pcs/CTN	59*32.5*32.5CM	6.5 KG / 7KG
V-DLQ0815RY	450g	195*195*125 mm	20 pcs/CTN	65*40.5*40.5CM	11.5KG / 12.5KG
V-DLQ0820RY	570g	215*215*125 mm	20 pcs/CTN	65*45.5*45.5CM	12.5 KG / 13.7KG

### Loading information

MODEL	20 GP loading quantity	40 HQ loading quantity
V-DLQ0808RY	310CTN	760 CTN
V-DLQ0812RY	450CTN	1090 CTN
V-DLQ0815RY	260CTN	630 CTN
V-DLQ0820RY	200CTN	500 CTN

# INTELLIGENT PANEL LIGHT



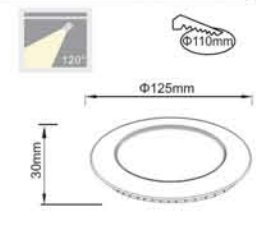
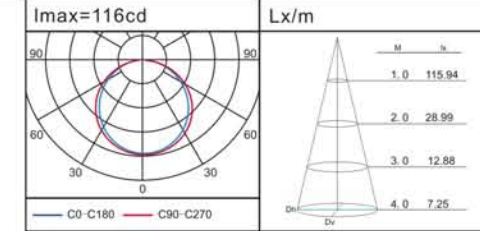
**Product features:**

- Using LED2835 light, side light emitting structure, high brightness, light even soft, no glare, no ultraviolet radiation, energy conservation and environmental protection green products. Its powerful function fully in line with the modern fashion design, the product can work with piecewise power control and remote power control, the user can select according to the need.



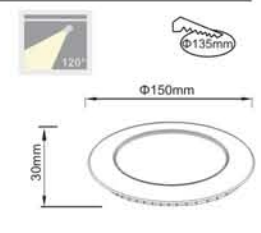
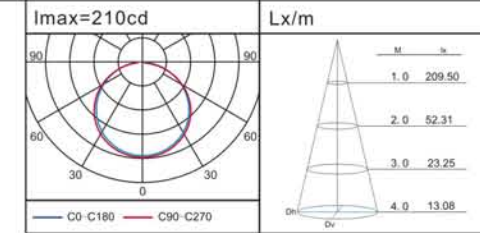
**MODEL-V-152207Y**

Power rating: 8 W  
Luminous flux : 680LM  
Working Voltage: 220-240V 50/60Hz  
CRI: ≥75  
Beam angle: 120°  
Surface treatment: White  
Material: Al+PMMA



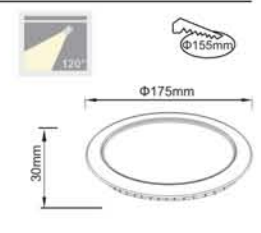
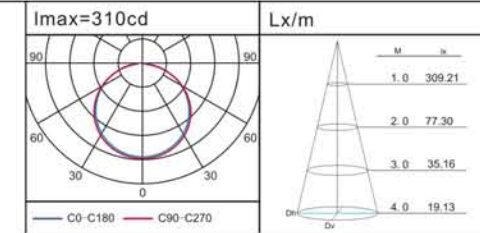
**MODEL-V-152212Y**

Power rating: 12 W  
Luminous flux : 900LM  
Working Voltage: 220-240V 50/60Hz  
CRI: ≥75  
Beam angle: 120°  
Surface treatment: White  
Material: Al+PMMA



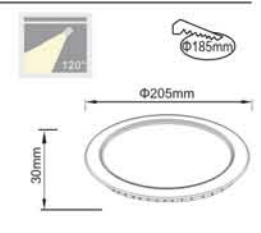
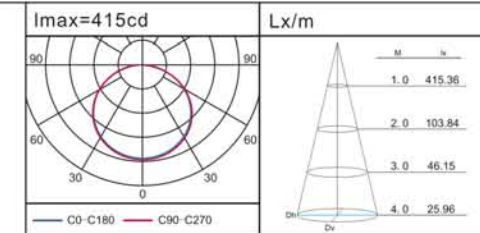
**MODEL-V-152215Y**

Power rating: 15 W  
Luminous flux : 1200LM  
Working Voltage: 220-240V 50/60Hz  
CRI: ≥75  
Beam angle: 120°  
Surface treatment: White  
Material: Al+PMMA



**MODEL-V-152218Y**

Power rating: 18 W  
Luminous flux : 1500LM  
Working Voltage: 220-240V 50/60Hz  
CRI: ≥75  
Beam angle: 120°  
Surface treatment: White  
Material: Al+PMMA



**Packing information**

MODEL	Product Weight(g)	Inner box size (mm)	Pcs / CTN	MEAS(CM)	Net/gross weight(KG)
V-152207Y	230g	140*65*170 mm	60 pcs/CTN	67*44*18CM	15 KG / 17 KG
V-152212Y	275g	160*65*190 mm	40 pcs/CTN	67*33*20CM	13 KG / 15KG
V-152215Y	450g	185*65*210 mm	40 pcs/CTN	67*38*22CM	20KG / 22KG
V-152218Y	570g	215*65*240 mm	40 pcs/CTN	67*44*25CM	25 KG / 27KG

**Loading information**

MODEL	20 GP loading quantity	40 HQ loading quantity
V-152207Y	530CTN	1280 CTN
V-152212Y	630CTN	1540 CTN
V-152215Y	500CTN	1210 CTN
V-152218Y	380CTN	920 CTN

# LED DOUBLE COLOR PANEL LIGHT



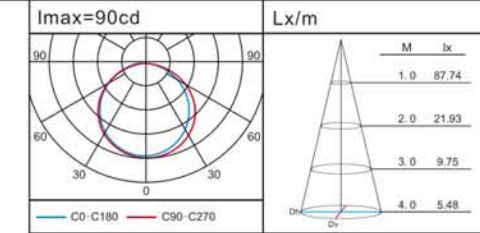
### Product features:

- Concise and ultra thin panel lamp design, effectively reduce the ceiling height limit, high precision aluminum casting process, good heat dissipation structure as well beautiful and generous.
- Using high brightness 5630 SMD chip, the unique SMD side light collocation guide plate make the light more even and not dazzling.adopting the section Intelligent control driver to realize the perfect combine between the decoration light and main light,which has obtained the patent certificate.
- Specially design of heat dissipation light source with high quality constant-current IC driver.
- Widely used in commercial hotel, medical, home decoration and other lighting places



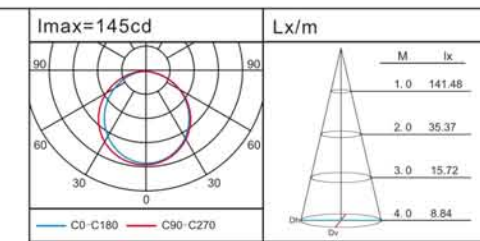
### MODEL:V-15204

Power rating: 7W+1W  
 Luminous flux: 480LM  
 Working Voltage: 220-240V 50/60HZ  
 Decorative Ring Color:Golden Yellow/Blue /Red/WH/WW/DL  
 CRI: ≥75  
 Beam angle: 120°  
 Surface treatment: WH/SN  
 Material: Al+PC



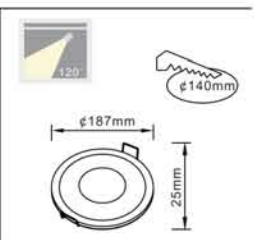
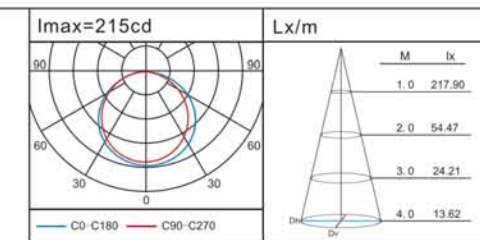
### MODEL:V-15206

Power rating: 10W+2W  
 Luminous flux: 680LM  
 Working Voltage: 220-240V 50/60HZ  
 Decorative Ring Color:Golden Yellow/Blue /Red/WH/WW/DL  
 CRI: ≥75  
 Beam angle: 120°  
 Surface treatment: WH/SN  
 Material: Al+PC



### MODEL:V-15208

Power rating: 15W+3W  
 Luminous flux: 950LM  
 Working Voltage: 220-240V 50/60HZ  
 Decorative Ring Color:Golden Yellow/Blue /Red/WH/WW/DL  
 CRI: ≥75  
 Beam angle: 120°  
 Surface treatment: WH/SN  
 Material: Al+PC



### Packing information

MODEL	Product Weight(g)	Inner box size (mm)	Pcs / CTN	MEAS(CM)	Net/gross weight(KG)
V-15204	340g	220*145*45mm	10 pcs/CTN	31*24*24CM	3.1KG/4.5KG
V-15206	390g	245*155*45mm	10 pcs/CTN	33*26*24CM	3.9KG/5.6KG
V-15208	670g	280*200*45mm	10 pcs/CTN	42*30*24CM	6.7KG/9KG

### Loading information

MODEL	20 GP loading quantity	40 HQ loading quantity
V-15204	1570CTN	3820CTN
V-15206	1360CTN	3310CTN
V-15208	930CTN	2260CTN



INTELLIGENT LED LIGHT



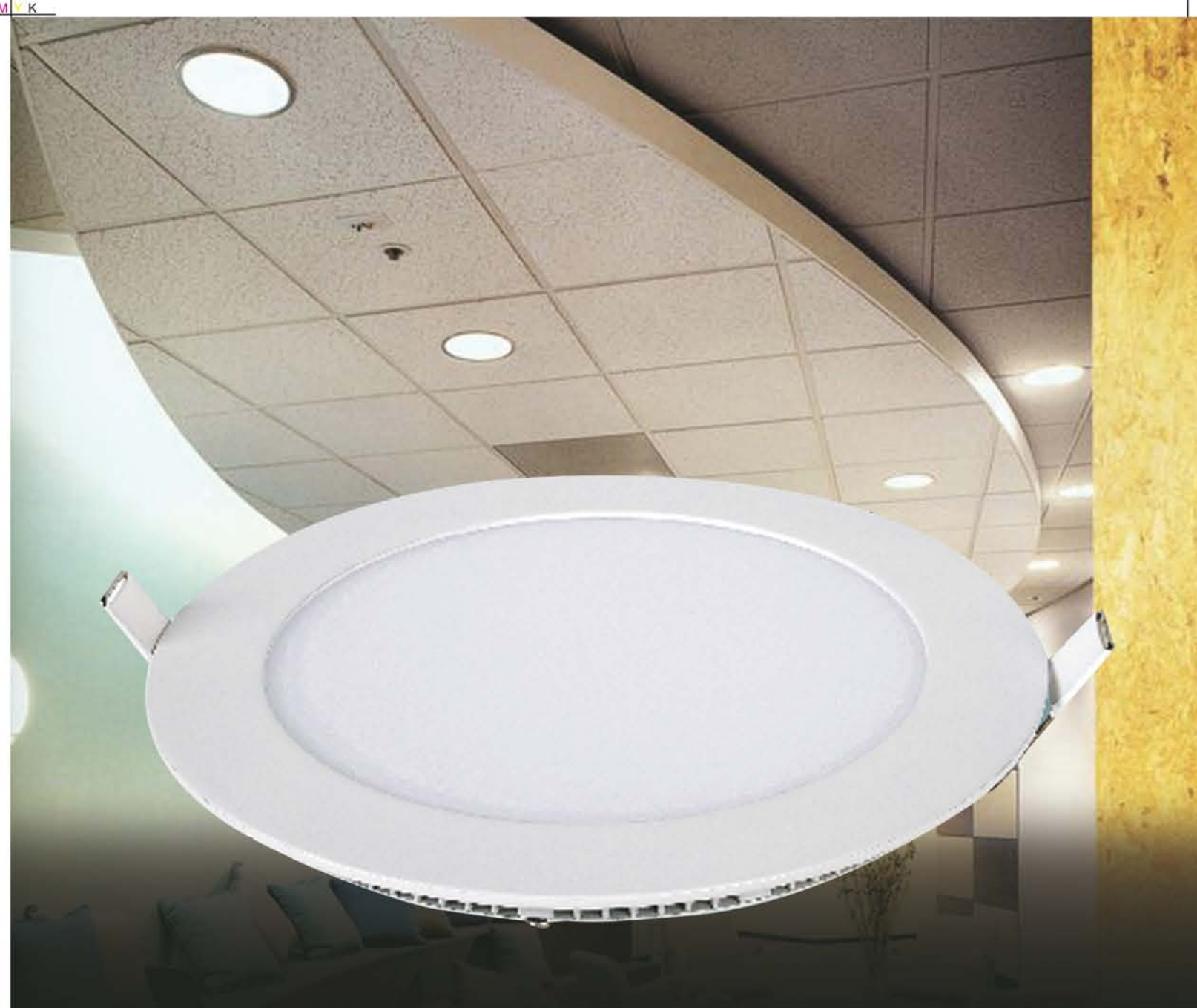
CCT SWITCHABLE LED LIGHT



LED DOUBLE COLOR PANEL LIGHT



LED SENSOR T8 TUBE



## LED ULTRASLIM PANEL LIGHT

Ultraslim panel light adopts the SMD side or backside luminous technology matching a high efficiency light guide plate, the light output is soft and even. small and light design . the Luminous efficiency is more economical .this kind of products are widely applied to commercial hotel, medical places, household decoration and other lighting places.

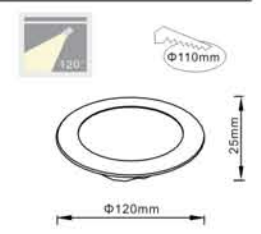
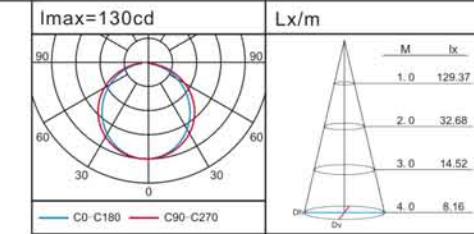


# DIE-CASTING ULTRASLIM PANEL LIGHT



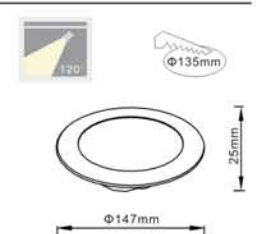
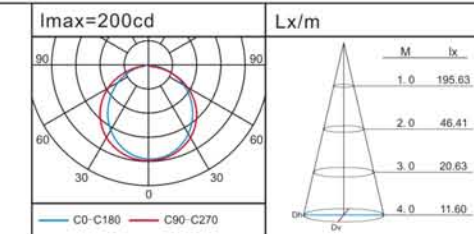
**MODEL:M-15198**

Power rating: 7 W  
Luminous flux: 490LM  
Working Voltage: 220-240V 50/60HZ  
CRI: ≥75  
Beam angle: 120°  
Surface treatment:WH/SN  
Material: Al+Fe+PMMA



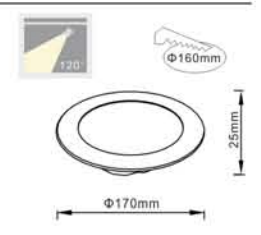
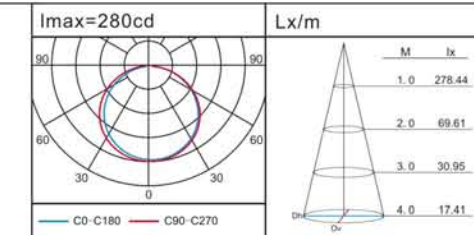
**MODEL:M-15190**

Power rating: 10W  
Luminous flux: 490LM  
Working Voltage: 220-240V 50/60HZ  
CRI: ≥75  
Beam angle: 120°  
Surface treatment:WH/SN  
Material: Al+Fe+PMMA



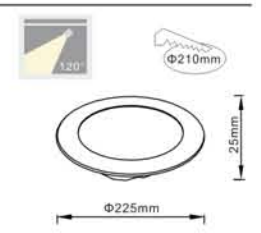
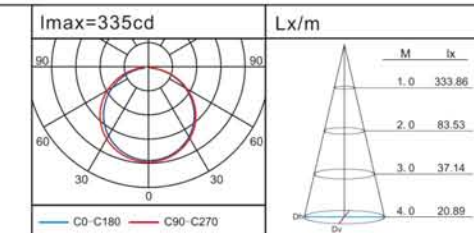
**MODEL:M-15193**

Power rating: 15 W  
Luminous flux: 1000LM  
Working Voltage: 220-240V 50/60HZ  
CRI: ≥75  
Beam angle: 120°  
Surface treatment:WH/SN  
Material: Al+Fe+PMMA



**MODEL:M-15194**

Power rating: 18 W  
Luminous flux: 1400LM  
Working Voltage: 220-240V 50/60HZ  
CRI: ≥75  
Beam angle: 120°  
Surface treatment:WH/SN  
Material: Al+Fe+PMMA



### Packing information

MODEL	Product Weight(g)	Inner box size (mm)	Pcs / CTN	MEAS(CM)	Net/gross weight(KG)
V-15198	180g	140*50*185 mm	60 pcs/CTN	52*44*20CM	10.8KG/14KG
V-15190	275g	166*50*208 mm	40 pcs/CTN	52*32.5*21.5 CM	11KG/12.7KG
V-15193	340g	190*50*235mm	40pcs/CTN	52*39.5*25CM	13.6KG/16KG
V-15194	540g	240*50*290 mm	40 pcs/CTN	52*49.5*30.5 CM	21.6KG/25.5KG

### Loading information

MODEL	20 GP loading quantity	40 HQ loading quantity
V-15198	610 CTN	1480 CTN
V-15190	770 CTN	1880 CTN
V-15193	540CTN	1330CTN
V-15194	350 CTN	870CTN

### Product features:

- Concise and ultra thin panel lamp design, effectively reduce the ceiling height limit, high precision aluminum casting process, good heat dissipation structure as well beautiful and generous.
- Using high brightness 2835 SMD chip, the unique SMD side light collocation guide plate make the light more even and not dazzling.
- Specially design of heat dissipation light source with high quality constant-current IC driver.
- Widely used in commercial hotel, public places, medical, home decoration and other lighting places



# SURFACE MOUNTED LED PANEL LIGHTING



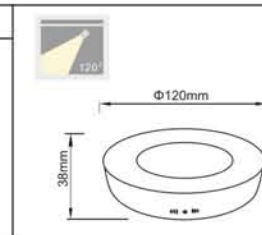
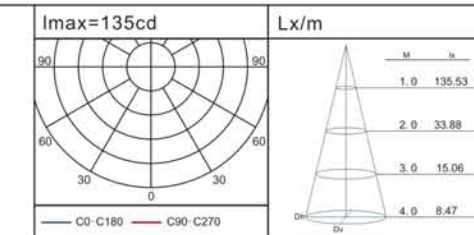
### Product features:

- Concise and ultra thin panel lamp design, effectively reduce the ceiling height limit, high precision aluminum casting process, good heat dissipation structure as well beautiful and generous.
- Using high brightness 2835 SMD chip, the unique SMD side light collocation guide plate make the light more even and not dazzling.
- Specially design of heat dissipation light source with high quality constant-current IC driver.
- Widely used in commercial hotel, public places, medical, home decoration and other lighting places



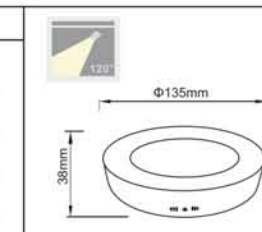
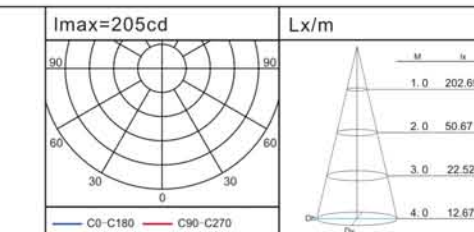
### MODEL:MD-15198-MZ

Power rating: 7 W  
Luminous flux : 490LM  
Working Voltage: 220-240V 50/60Hz  
CRI ≥ 75  
Beam angle: 120°  
Surface treatment: WH/SN/CH/HG  
Material: Al+Fe+PMMA



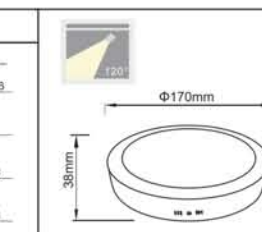
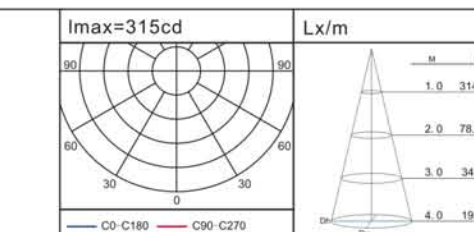
### MODEL:MD-151910-MZ

Power rating: 10 W  
Luminous flux : 700LM  
Working Voltage: 220-240V 50/60Hz  
CRI ≥ 75  
Beam angle: 120°  
Surface treatment: WH/SN/CH/HG  
Material: Al+Fe+PMMA



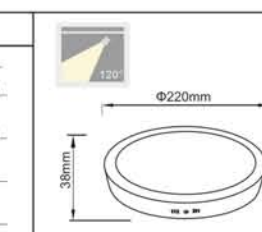
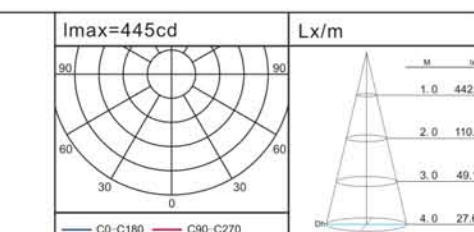
### MODEL:MD-15193-MZ

Power rating: 15 W  
Luminous flux : 1000LM  
Working Voltage: 220-240V 50/60Hz  
CRI ≥ 75  
Beam angle: 120°  
Surface treatment: WH/SN/CH/HG  
Material: Al+Fe+PMMA



### MODEL:MD-15194-MZ

Power rating: 18 W  
Luminous flux : 1400LM  
Working Voltage: 220-240V 50/60Hz  
CRI ≥ 75  
Beam angle: 120°  
Surface treatment: WH/SN/CH/HG  
Material: Al+Fe+PMMA



### Packing information

MODEL	Product Weight(g)	Inner box size (mm)	Pcs / CTN	MEAS(CM)	Net/gross weight(KG)
MD-15198-MZ	250g	130*45*130 mm	20 pcs/CTN	47*27*14CM	5.4 KG / 6.7 KG
MD-151910-MZ	325g	145*45*145 mm	20 pcs/CTN	47*30*15.5CM	6.9 KG / 8.4KG
MD-15193-MZ	460g	180*45*180 mm	20 pcs/CTN	47*39*19CM	10KG / 11.9KG
MD-15194-MZ	710g	230*45*230 mm	20 pcs/CTN	47*47*24CM	14.6 KG / 17.8KG

### Loading information

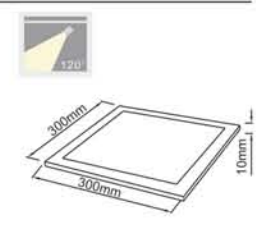
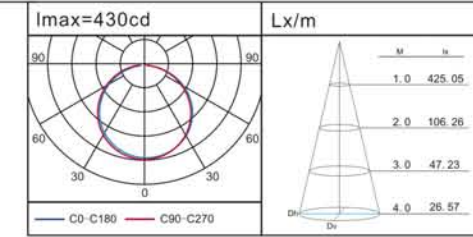
MODEL	20 GP loading quantity	40 HQ loading quantity
MD-15198-MZ	1570 CTN	3820 CTN
MD-151910-MZ	1280 CTN	3100 CTN
MD-15193-MZ	800 CTN	1950 CTN
MD-15194-MZ	530CTN	1280 CTN

# ECONOMICAL ULTRASLIM PANEL LIGHT



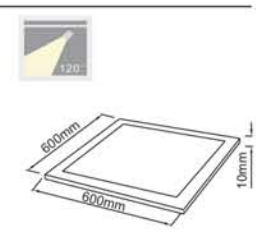
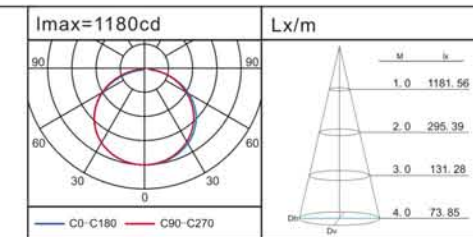
**MODEL-V-123030A**

Power rating: 15W  
 PF: 0.9  
 Luminous flux : 1500LM  
 Working Voltage: 220-240V 50/60Hz  
 CRI: ≥80  
 Beam angle: 120°  
 Surface treatment: White  
 Material: Al+PMMA



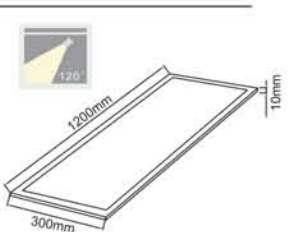
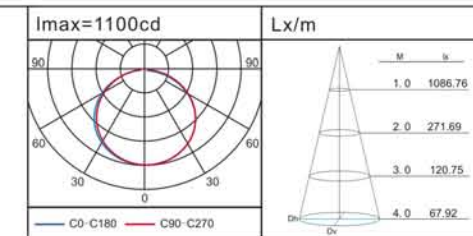
**MODEL-V-126060A**

Power rating: 40W  
 PF: 0.9  
 Luminous flux : 3400LM  
 Working Voltage: 220-240V 50/60Hz  
 CRI: ≥80  
 Beam angle: 120°  
 Surface treatment: White  
 Material: Al+PMMA



**MODEL-V-1230120A**

Power rating: 40W  
 PF: 0.9  
 Luminous flux : 3400LM  
 Working Voltage: 220-240V 50/60Hz  
 CRI: ≥80  
 Beam angle: 120°  
 Surface treatment: White  
 Material: Al+PMMA



**Product features:**

- Lamp body uses ultra-thin design, which is beautiful, fashionable. Frame adopts high purity aluminum, which with high heat dissipation performance , guide plate uses efficient nanometer light panels, light guiding rate > 98%, with high quality acrylic diffuser plate, the whole lamp light evenly, soft and comfortable, no glare, no ultraviolet radiation, no harmful substances.green products can better protect your eyes.



**Packing information**

MODEL	Product Weight(g)	Inner box size (mm)	Pcs / CTN	MEAS(CM)	Net/gross weight(KG)
V-123030A	1000g	410*55*360 mm	16 pcs/CTN	46*43*38CM	17 KG / 19 KG
V-126060A	3200g	760*55*690 mm	4 pcs/CTN	77*13*71CM	14 KG / 16KG
V-1230120A	3270g	1350*65*335 mm	6 pcs/CTN	137*21*35CM	20.5KG / 24KG

**Loading information**

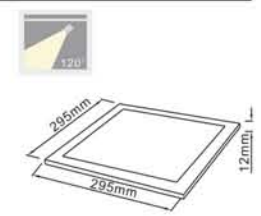
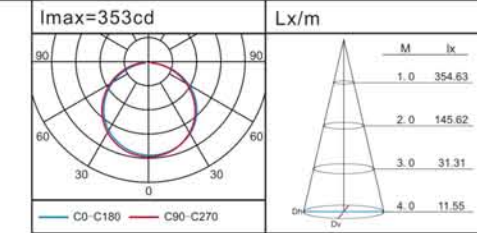
MODEL	20 GP loading quantity	40 HQ loading quantity
V-1263030A	370 CTN	900 CTN
V-1266060A	390 CTN	960 CTN
V-12630120A	280 CTN	680 CTN

# ALUMINUM ULTRASLIM PANEL LIGHT



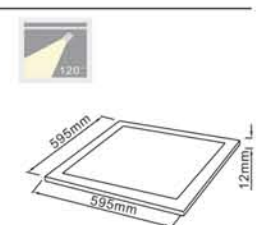
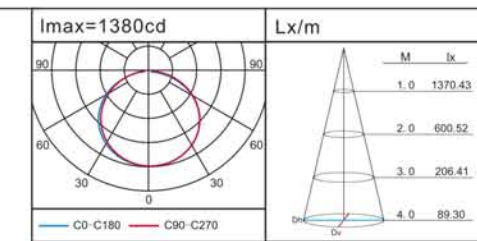
**MODEL:V-123030**

Power rating: 15W  
 PF: 0.9  
 Luminous flux: 1100LM  
 Working Voltage: 220-240V 50/60HZ  
 CRI: ≥80  
 Beam angle: 120°  
 Surface treatment: Matte silver oxide  
 Material: Al+PMMA+Fe



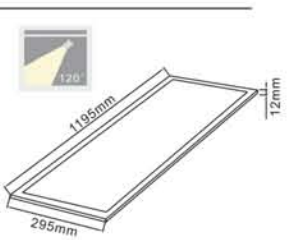
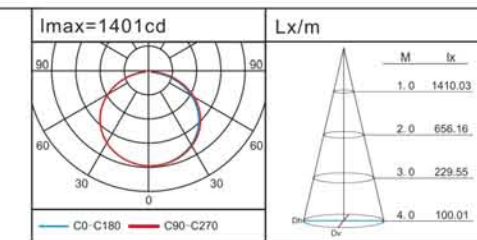
**MODEL:V-126060**

Power rating: 40W  
 PF: 0.9  
 Luminous flux: 3200LM  
 Working Voltage: 220-240V 50/60HZ  
 CRI: ≥80  
 Beam angle: 120°  
 Surface treatment: Matte silver oxide  
 Material: Al+PMMA+Fe



**MODEL:V-1230120**

Power rating: 40W  
 PF: 0.9  
 Luminous flux: 3200LM  
 Working Voltage: 220-240V 50/60HZ  
 CRI: ≥80  
 Beam angle: 120°  
 Surface treatment: Matte silver oxide  
 Material: Al+PMMA+Fe



**Product features:**

- High-quality aviation aluminum extrusion forming, the anodic oxidation + special surface treatment technology, make it beautiful, fashionable and upscale
- High Ra, high brightness SMD positive lighting, supporting high quality constant current inside driver with IC.
- Widely used in large office, conference room, department stores, specialty stores, lab, airports and other places .



**Packing information**

MODEL	Product Weight(g)	Inner box size (mm)	Pcs / CTN	MEAS(CM)	Net/gross weight(KG)
V-123030	1240g	420*370*45mm	5 pcs/CTN	39*25*44 CM	6.2 KG /8.5 KG
V-126060	4000g	735*685*45 mm	3 pcs/CTN	70*15*77 CM	12 KG/16 KG
V-1230120	4200g	1420*410*65 mm	3 pcs/CTN	144*43*22 CM	12.6 KG /16.9 KG

**Loading information**

MODEL	20 GP loading quantity	40 HQ loading quantity
V-123030	640 CTN	1540 CTN
V-126060	340 CTN	840 CTN
V-1230120	200 CTN	500 CTN

## LED ULTRASLIM PANEL LIGHT



### PLASTIC PANEL LIGHT

MODI



### DIE-CASTING ULTRASLIM PANEL LIGHT

MODI




### SURFACE MOUNTED LED PANEL LIGHTING

MODI



### ALUMINUM ULTRASLIM PANEL LIGHT

V.MAX



MODI



C M Y K



## LED COMMERCIAL SPOT LIGHT

Commercial spot light is using the new COB Packaging technology. With a scientific light distribution and treatment, can solve the application defect of the conventional halogen light with highly energy consuming, high heat, and short life time. Realize the perfect unit between the light and people light and space. light and environment. light and cost. It can be widely applied to department stores, commercial hotel, shop Windows, clothing stores, the museum and other places.

C M Y K

# COMMERCIAL TRACK LIGHT



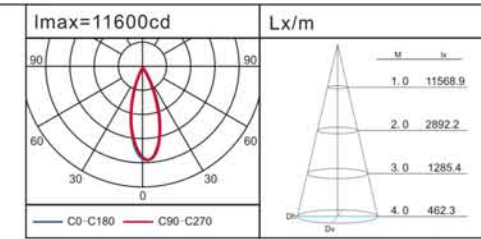
**Product features:**

Fashion appearance design, high quality aluminum shell, heat better, Luminance decrease, longer life, white with black surface treatment technology, model simple and economical.  
 Optical collective lens, small beam Angle, soft lighting, without flare, aperture  
 COB light source supporting high quality constant current driver IC control, make high efficiency long life performance.  
 Widely used in clothing, museums, art gallery and other indoor important spot lighting places.



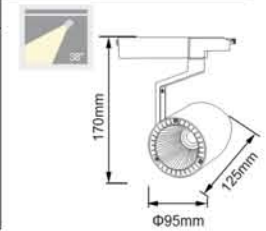
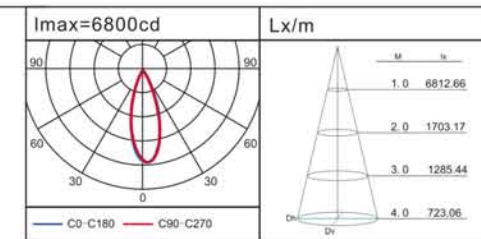
**MODEL-V-H227**

Power rating: 30W  
 PF: 0.9  
 Luminous flux : 2800LM  
 Working Voltage: 220-240V 50/60Hz  
 CRI: ≥80  
 Track: Two track lines  
 Beam angle: 24°  
 Surface treatment: White with black  
 Material: Al



**MODEL-V-H233**

Power rating: 30W  
 PF: 0.9  
 Luminous flux : 2800LM  
 Working Voltage: 220-240V 50/60Hz  
 CRI: ≥80  
 Track: Two track lines  
 Beam angle: 38°  
 Surface treatment: White with black  
 Material: Al



**Packing information**

MODEL	Product Weight(g)	Inner box size (mm)	Pcs / CTN	MEAS(CM)	Net/gross weight(KG)
V-H227	840g	230*180*100 mm	8 pcs/CTN	48*38*22CM	6.9 KG / 8 KG
V-H233	900g	230*180*100 mm	8 pcs/CTN	48*38*22CM	7.5 KG / 8.6KG

**Loading information**

MODEL	20 GP loading quantity	40 HQ loading quantity
V-H227	700 CTN	1690 CTN
V-H233	700 CTN	1690 CTN

# ANTI-DAZZLE CEILING LIGHT



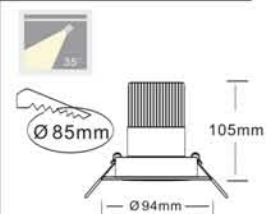
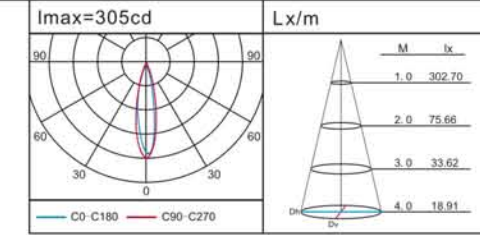
**Product features:**

- The light fixed structure design, fashion and concise appearance, high quality aluminum shell, heat better, Luminance decrease, longer life, white with black surface treatment technology, model simple and economical.
- Optical collective lens, small beam Angle, soft lighting, without flare, aperture
- COB light source supporting high quality constant current driver IC control, make high efficiency long life performance.
- Widely used in museum, art gallery, bars, shelves and other indoor important spot lighting places.



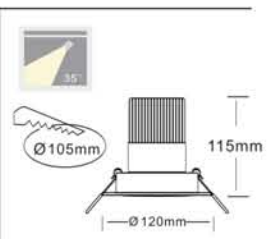
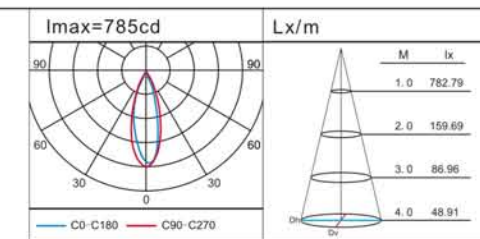
**MODEL:V-TD8301**

Power rating: 10 W  
 Luminous flux: 470LM  
 Working Voltage: 220-240V 50/60HZ  
 CRI: ≥75  
 Beam angle: 25°  
 Surface treatment: WH+bk  
 Material: Al+Fe+PMMA +pc



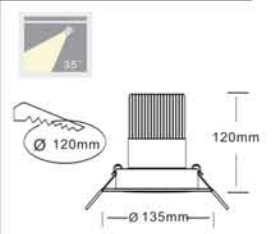
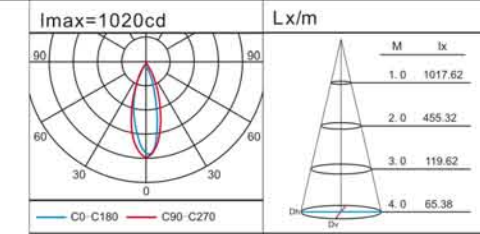
**MODEL:V-TD-8303**

Power rating: 14 W  
 Luminous flux: 850LM  
 Working Voltage: 220-240V 50/60HZ  
 CRI: ≥75  
 Beam angle: 35°  
 Surface treatment: WH+bk  
 Material: Al+Fe+PMMA +pc



**MODEL:V-TD-8304**

Power rating: 18W  
 Luminous flux: 1080LM  
 Working Voltage: 220-240V 50/60HZ  
 CRI: ≥75  
 Beam angle: 35°  
 Surface treatment: WH+bk  
 Material: Al+Fe+PMMA +pc



**Packing information**

MODEL	Product Weight(g)	Inner box size (mm)	Pcs / CTN	MEAS(CM)	Net/gross weight(KG)
V-TD8301	330g	100*100*115mm	50 pcs/CTN	52*52*24.5 CM	16.5 KG/18 KG
V-TD-8303	472g	125*125*125mm	30 pcs/CTN	64.5*26.5*26.5 CM	14.2 KG/16 KG
V-TD-8304	595.7g	135*135*140mm	20 pcs/CTN	69.5*28.5*28.5 CM	11.9 KG/14 KG

**Loading information**

MODEL	20 GP loading quantity	40 HQ loading quantity
V-TD8301	420 CTN	1030 CTN
V-TD-8303	620CTN	1510 CTN
V-TD-8304	510 CTN	1230 CTN



COMMERCIAL TRACK LIGHT

V.MAX



V-H227 30W



V-H233 30W



V-GC3128 28W

MODI



MD-GD15 15W



MD-GD28 28W



MD-H234 30W



MD-H222-15 15W  
MD-H222-20 20W



MD-H204-15 15W  
MD-H204-20 20W

COB LED VENTURE LIGHTS

V.MAX



V-X160-1 1X12W  
V-X180-1 1X18W  
V-X110-1 1X30W



V-X160-2 2X12W  
V-X180-2 2X18W  
V-X110-2 2X30W



V-X160-3 3X12W  
V-X180-3 3X18W  
V-X110-3 3X30W

ANTI-DAZZLE CEILING LIGHT

V.MAX



V-CLQ1712R 12W



V-CLQ17212E 2X12W



V-CLQ17312E 3X12W



V-SD8511 15W



V-SD8514 15W

ROTATING CEILING LIGHT

V.MAX






V-0730 30W



## LED landscape light

Landscape lighting have the feature of bright colors, variety choose, effect can change in diversity, energy saving, environmental protection, and so on, can freely collocate the combination according to different environment and use requirements, use the light and shadow features to present colorful decorative effect. can be widely used in commercial hotel, entertainment space, home decoration, outdoor lighting, architecture landscape and other decorative environment.

# LED DC12V STRIP LIGHT



**MODEL: 12V-3528-60-IP20/IP65**

Power rating: 4.4 W  
 Quantity/M : 60LEDs / M  
 1PCS/LM : 3528SMD 4-5LM/PC  
 Working Voltage: DC12V  
 Color :WH /WW /BL /RE /GR /YE /RGB  
 CRI: ≥ 70  
 Beam angle: 120°  
 Surface treatment: effective white oil FPC/  
 effective white oil FPC+PU glue

**MODEL: 12V-5050-30-IP20 /IP65**

Power rating: 6 W/M  
 Quantity/M : 30LEDs/60LEDs / M  
 1PCS/LM : 5050SMD 14-15LM/PC  
 Working Voltage: DC 12V  
 Color :WH /WW /BL /RE /GR /YE /RGB  
 CRI: ≥ 70  
 Beam angle: 120°  
 Surface treatment : effective white oil FPC/  
 effective white oil FPC+PU glue

**MODEL:12V-5050-60-IP20/IP65**

Power rating:12W/M  
 Quantity/M : 30LEDs / M60LEDs / M  
 1PCS/LM: 5050SMD 14-15LM/PC  
 Working voltage: DC12V  
 Color :WH /WW /BL /RE /GR /YE /RGB  
 Beam angle :120°  
 CRI:≥70  
 Surface treatment : effective white oil FPC/  
 effective white oil FPC+PU glue



**Product features:**

- Decorative soft led strip is light and soft, can be used according to different environment and requirements, free bending, free cutting
- Varied color to choice and changed varied effects .Can free collocation with control system
- Led strip light use the pressing copper FPC board surface reflective white oil, colloid use environmental PU material, uv radiation, prevent aging, yellowing and colloid hardening .
- Widely used in commercial hotel, casino, home decoration and other decorative lighting places




**Packing information**

MODEL	manner of packing	package quantity	MEAS(CM)	Net/gross weight(KG)
12V-3528-60-IP20/IP65	5 M/ROLL	50BAG	45*22*30.5CM 41*41*22 CM	5.8KG/7.2KG 8.0KG/9.2KG
12V-5050-30-IP20/IP65	5 M/ROLL	50BAG	45*22*39.5CM 41*41*24CM	5KG/6.5KG 10KG/11.6KG
12V-5050-60-IP20/IP65	5 M/ROLL	50BAG	45*22*39.5CM 41*41*24CM	5KG/6.5KG 10KG/11.5KG

**Loading information**

MODEL	20 GP loading quantity	40 HQ loading quantity
MODEL: 12V-3528-60-IP20 /IP65	930/750CTN	2260/1840CTN
MODEL: 12V-5050-30-IP20 /IP65	716/700CTN	1740/1700CTN
MODEL: 12V-5050-60-IP20/IP65	716/700CTN	1740/1700CTN

# LED 220V STRIP LIGHT



**MODEL: 220V-3528-60-IP44**  
 Power rating:4W/M  
 Quantity/M:60LEDs/ M  
 1PCS/LM:3528SMD 4-5LM  
 Working voltage:220V  
 Beam angle:120°  
 Color:WH/WW/BL/RE/GR/YE  
 CRI: ≥70  
 Surface treatment: effective white oil  
 FPC+ Transparent environmental PVC  
 Color:WH/WW/BL/RE/GR/YE/RGB

**MODEL: 220V-5050-60-IP44**  
 Power rating: 12W/M  
 Quantity/M : 60LEDs/ M  
 1PCS/LM: 5050SMD 14-15LM  
 Working voltage: 220V  
 Beam angle:120°  
 Color:WH/WW/BL/RE/GR/YE  
 CRI: ≥70  
 Surface treatment: effective white oil  
 FPC+ Transparent environmental PVC  
 Color:WH/WW/BL/RE/GR/YE/RGB

**MODEL: 220V-5050-72-IP44**  
 Power rating: 15W/M  
 Quantity/M : 72LEDs/ M  
 1PCS/LM: 5050SMD 14-15LM  
 Working voltage: 220V  
 Beam angle:120°  
 Color:WH/WW/BL/RE/GR/YE  
 CRI: ≥70  
 Surface treatment: effective white oil  
 FPC+ Transparent environmental PVC  
 Color:WH/WW/BL/RE/GR/YE/RGB



**Product features:**

- Decorative soft strip is light and soft, can be used according to different environment and use requirements, bending free and cut accoring to the unit.
- varied color to choice and changed varied effects ,RGB can use the control system which have a variety of transformation
- Both the FPC reflective white oil circuit board and the rubber using the environmental protection material, will not pollute and damage the environment
- Widely used in commercial hotel, casino, home decoration and other decorative lighting places



**Packing information**

MODEL	Manner of packing	Package quantity	MEAS(CM)	Net/gross weight(KG)
220V-3528-60-IP44	100M/ROLL	1 ROLL	34*34*16 CM	6.4KG/7.7KG
220V-5050-60-IP44	50 M/ROLL	2 ROLL	34*34*25 CM	11.8KG/13KG
220V-5050-72-IP44	50 M/ROLL	1 ROLL	34*34*16 CM	6.6KG/8KG

**Loading information**

MODEL	20 GP loading quantity	40 HQ loading quantity
220V-3528-60-IP44	1550CTN	3770CTN
220V-5050-60-IP44	980CTN	2380CTN
220V-5050-72-IP44	1550CTN	3770CTN

# INTEGRATED FLOOD LIGHT

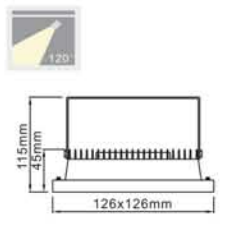
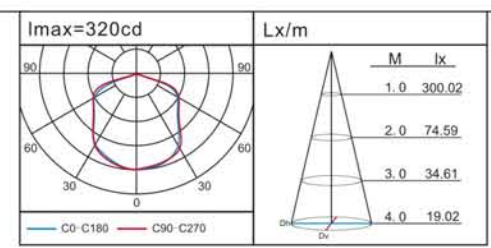


**Product features:**

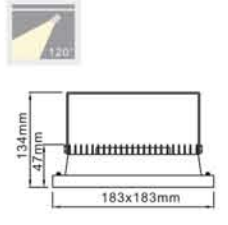
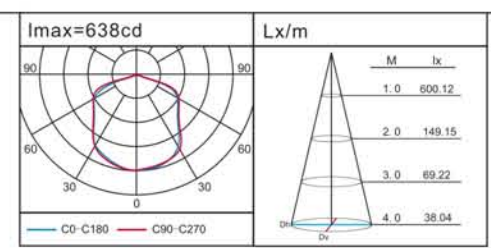
- Unique classic heat dissipation fins design, precision aluminum casting process, concise light thin, good heat dissipation structure, at the same time beautiful, inside and outside structure with earthquake resistance design, super thick toughened glass, not easily broken by natural disasters\*
- Adopt high precision technology, reliable sealing, waterproof and dustproof, IP protection grade reaches more than IP65, ensure the integrity of lamps is good, never rust, corrosion, using high-tech spraying technology and light alloy materials
- Using high brightness epistar chips, the LED underground light can achieve a variety of dynamic effects such as gradient, jump, color twinkle twinkle, random, alternating gradient and so on,
- Widely used in the statues, markers, parking lot, billboards, stadium, square, greening, architectural landscape lighting decorative lighting places



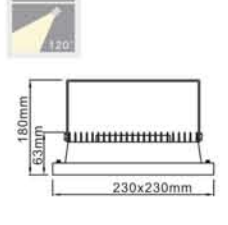
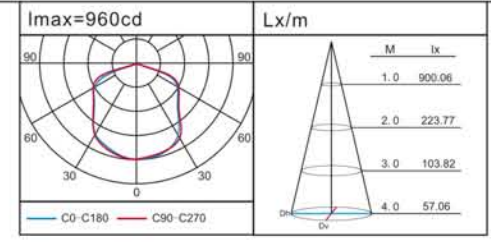
**MODEL:MD-P0110B**  
 Power rating: 10W  
 Nominal light flux: 700LM  
 Working Voltage: 220-240V V 50/60 Hz  
 CRI: ≥70  
 Beam angle: 120°  
 Surface treatment: Outdoor black  
 Material: AL+Fe+GLASS



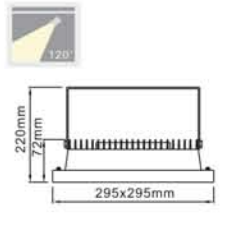
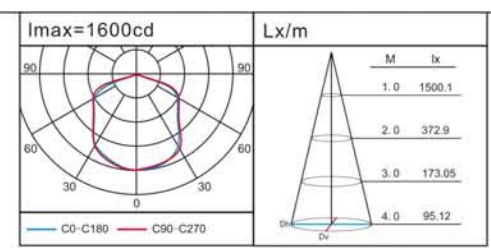
**MODEL:MD-P0120B**  
 Power rating: 20W  
 Nominal light flux: 1600LM  
 Working Voltage: 220-240V V 50/60 Hz  
 CRI: ≥70  
 Beam angle: 120°  
 Surface treatment: Outdoor black  
 Material: AL+Fe+GLASS



**MODEL:MD-P0130B**  
 Power rating: 30W  
 Nominal light flux: 2200LM  
 Working Voltage: 220-240V V 50/60 Hz  
 CRI: ≥70  
 Beam angle: 120°  
 Surface treatment: Outdoor black  
 Material: AL+Fe+GLASS



**MODEL:MD-P0150B**  
 Power rating: 50W  
 Nominal light flux: 3560LM  
 Working Voltage: 220-240V V 50/60 Hz  
 CRI: ≥70  
 Beam angle: 120°  
 Surface treatment: Outdoor black  
 Material: AL+Fe+GLASS



**Packing information**

MODEL	Product Weight(g)	Inner box size (mm)	Pcs / CTN	MEAS(CM)	Net/gross weight(KG)
MD-P0110B	531.4 g	130*51*145 mm	40 PCS	55*30.5*28 CM	21.2 KG/ 23.5 KG
MD-P0120B	1007 g	186*55*193 mm	20 PCS	58*40.5*20.5 CM	20.1 KG/22.1 KG
MD-P0130B	1904 g	235*70*246 mm	10 PCS	73*26*25.5 CM	19 KG /21 KG
MD-P0150B	2899 g	295*82*307 mm	6 PCS	53*32*31.5 CM	17.4 KG/19 KG

**Loading information**

MODEL	20 GP loading quantity	40 HQ loading quantity
MD-P0110B	590 CTN	1450 CTN
MD-P0120B	580 CTN	1410 CTN
MD-P0130B	580 CTN	1410 CTN
MD-P0150B	530 CTM	1280 CTN

# LED UNDERGROUND LIGHT



### Product features:

- Unique classic heat dissipation fins design, precision aluminum casting process, concise light thin, good heat dissipation structure, at the same time beautiful, inside and outside structure with earthquake resistance design, super thick toughened glass, not easily broken by natural disasters\*
- Adopt high precision technology, reliable sealing, waterproof and dustproof, IP protection grade reaches more than IP65, ensure the integrity of lamps is good, never rust, corrosion, using high-tech spraying technology and light alloy materials
- Using high brightness epistar chips, the LED underground light can achieve a variety of dynamic effects such as gradient, jump, color twinkle random, alternating gradient and so on.
- Widely used in the statues, markers, parking lot, billboards, stadium, square, greening, architectural landscape lighting decorative lighting places

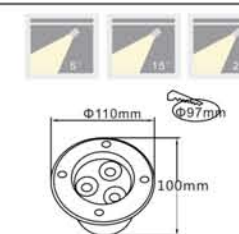


## LED LANDSCAPE LIGHT



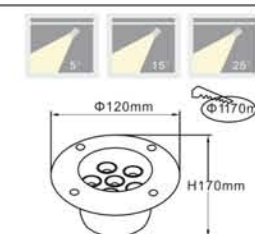
### MODEL-V-B0103

Model Number: V-B0103  
 Power rating: 3\*1W  
 Nominal light flux: 240LM  
 Working Voltage: 220-240V 50/60HZ  
 CCT:YE/BL/Re/GR/WH/WW/RGB  
 CRI: ≥70  
 Beam angle: 5°/15°/25°  
 Surface treatment: WH+BK  
 Material: AL+GLASS+ABS



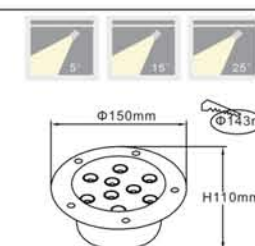
### MODEL-V-B0106

Model Number: V-B0106  
 Power rating: 6\*1W  
 Nominal light flux: 480LM  
 Working Voltage: 220-240V 50/60HZ  
 CCT:YE/BL/Re/GR/WH/WW/RGB  
 CRI: ≥70  
 Beam angle: 5°/15°/25°  
 Surface treatment: WH+BK  
 Material: AL+GLASS+ABS



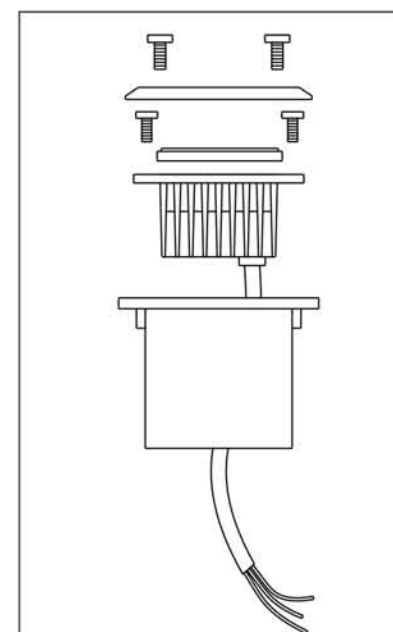
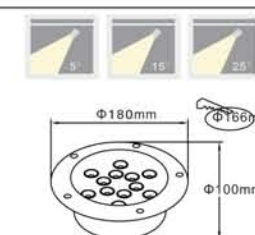
### MODEL-V-B0109

Model Number: V-B0109  
 Power rating: 9\*1W  
 Nominal light flux: 720LM  
 Working Voltage: 220-240V 50/60HZ  
 CCT:YE/BL/Re/GR/WH/WW/RGB  
 CRI: ≥70  
 Beam angle: 5°/15°/25°  
 Surface treatment: WH+BK  
 Material: AL+GLASS+ABS



### MODEL-V-B01012

Model Number: V-B01012  
 Power rating: 12\*1W  
 Nominal light flux: 960LM  
 Working Voltage: 220-240V 50/60HZ  
 CCT:YE/BL/Re/GR/WH/WW/RGB  
 CRI: ≥70  
 Beam angle: 5°/15°/25°  
 Surface treatment: WH+BK  
 Material: AL+GLASS+ABS



- Installation instructions (please refer to product installation drawing)
- 1 discharge the two fixed screws of panel, separation the plastic embedded part.
  2. Buried plastic embedded parts, and rubber cable lien 50 cm above the ground.
  3. Turn on the light body fixed screw, separation panel, remove the glass and sealing ring.
  4. Access to the rubber cable contact from the bottom contactor to terminal station.
  5. Lock contactor, confirm the cable connection right after installation source.
  6. Put the glass and sealing ring, twist the lamp body, fixed screw and confirm the lock.
  7. Clean the plastic embedded parts inside the foreign body, laid the light in the embedded parts and two fixed screw fixation.
  8. Electricity debugging

### Packing information

MODEL	Product Weight(g)	Inner box size (mm)	Pcs / CTN	MEAS(CM)	Net/gross weight(KG)
V-B0103	503 g	120*100*100mm	48 PCS / CTN	43*39*43 CM	24.1KG/25.7KG
V-B0106	710 g	130*120*130mm	20 PCS / CTN	53*28*28CM	14.2KG/16.2KG
V-B0109	1067g	155*120*155mm	16PCS / CTN	53*32*32CM	17KG/19.5KG
V-B01012	1422 g	185*100*185mm	12 PCS / CTN	39*32*39CM	17KG/19KG

### Loading information

MODEL	20 GP loading quantity	40 HQ loading quantity
V-B0103	388 CTN	940 CTN
V-B0106	680 CTN	1650 CTN
V-B0109	520 CTN	1300 CTN
V-B01012	580 CTN	1410 CTN

# LED WALL-WASHER LIGHT




**Product features:**

- Unique streamlined appearance design, precision aluminum casting process, concise light thin, good heat dissipation structure, at the same time beautiful, inside and outside structure with earthquake resistance design, super thick toughened glass, not easily broken by natural disasters
- Adopt high precision technology, reliable sealing, waterproof and dustproof, IP protection grade reaches more than IP65, ensure the integrity of lamps is good, never rust, corrosion, using high-tech spraying technology and light alloy materials
- Using high brightness epistar chips, the Wall Washer light can achieve a variety of dynamic effects such as gradient, jump, color twinkle twinkle, random, alternating gradient and so on,
- Widely used in the statues, markers, parking lot, billboards, stadium, square, greening, architectural landscape lighting decorative lighting places




**MODEL-V-P0809**

Model Number: V-P0809  
 Power rating: 9\*1W  
 Nominal light flux: 720LM  
 Working Voltage: 220-240V 50/60HZ  
 CCT:YE/BL/Re/GR/WH/WW/RGB  
 CRI: ≥70  
 Beam angle: 5°/15°/25°  
 Surface treatment: silver oxide  
 Material: AL+GLASS



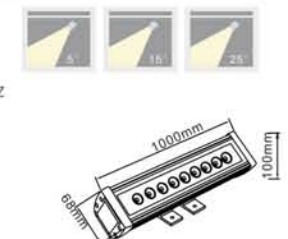
**MODEL-V-P0815**

Model Number: V-P08015  
 Power rating: 15\*1W  
 Nominal light flux: 1200LM  
 Working Voltage: 220-240V 50/60HZ  
 CCT:YE/BL/Re/GR/WH/WW/RGB  
 CRI: ≥70  
 Beam angle: 5°/15°/25°  
 Surface treatment: silver oxide  
 Material: AL+GLASS



**MODEL-V-P0824**

Model Number: V-P08024  
 Power rating: 24\*1W  
 Nominal light flux: 1920LM  
 Working Voltage: 220-240V 50/60HZ  
 CCT:YE/BL/Re/GR/WH/WW/RGB  
 CRI: ≥70  
 Beam angle: 5°/15°/25°  
 Surface treatment: silver oxide  
 Material: A+GLASS




**Packing information**

MODEL	Product Weight(g)	Inner box size (mm)	Pcs / CTN	MEAS(CM)	Net/gross weight(KG)
V-P0809	1130 g	315*80*100 mm	20 Pcs / CTN	42*42*33 CM	22.6 KG / 24 KG
V-P0815	2020 g	615*80*100 mm	10 Pcs / CTN	63*42*22 CM	20.2 KG / 22 KG
V-P0824	3058 g	1015*80*100 mm	6 Pcs / CTN	103*26*22 CM	18.3 KG / 20 KG

**Loading information**

MODEL	20 GP loading quantity	40 HQ loading quantity
V-P0809	480 CTN	1170 CTN
V-P0815	480 CTN	1170 CTN
V-P0824	480 CTN	1170 CTN

LED DC 12V STRIP LIGHT



LED DC 12V STRIP LIGHT

LED 220V STRIP LIGHT



LED 220V STRIP LIGHT


INTEGRATED FLOOD LIGHT



LED UNDERGROUND LIGHT



LED WALL-WASHER LIGHT



HIGH POWER FLOOD LIGHT



HIGH POWER LED LAWM LIGHT



Lighting terminology

1.Luminous flux

Light emission and energy is equal to the sum was received by human eyes is the luminous flux. Unit: lumen [LM]For example, a dinner candle provides about 12 lumens. A 60-Watt Soft White incandescent lamp provides 600 lumens.

2.Light intensity

In General, the light is launched into a different direction, and vary in intensity. Visible light in a particular direction angle within the emission intensity is called intensity.

3.Intensity of illumination

Illumination is the scale factor of luminous flux and irradiation area. 1 lx is the unit of luminous flux of 1 LM are evenly distributed throughout the area of luminance in the plane.

4.Color temperature

Color temperature is defined as absolute black body, light radiation in the visible region, and when exactly the same absolute black body radiation, blackbody temperature is called the color temperature of the light at this time. For example, incandescent light is warm white, the color temperature is 2700K, daylight fluorescent lamp color temperature is 6000K.

5.Color rendering index

Degree of color rendering of light source for objects known as color rendering. Often called "color rendering index" (Ra). Natural outdoor light has a CRI of 100.

General Led type and and Structure

Light principle for LED is similar,and LED types can be classified according to different encapsulation style:

1) In-line Type

Put the led chip into the reflection cup on the leading frame , then sealed with resin which is mixed with the fluorescent powder, and finally solidify to shape

2) SMD Type

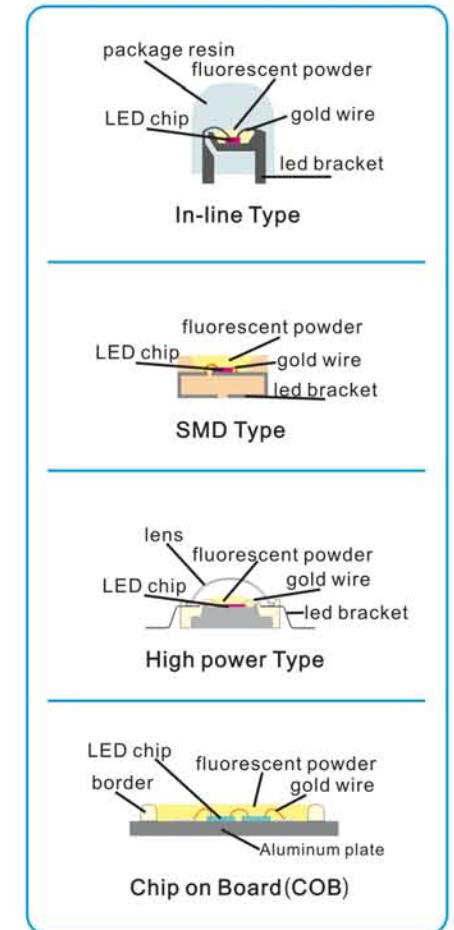
Put the led chip onto the module in the reflection cup with copper and resin then sealed in cured resin or silica gel resin which is mixed fluorescent powder .

3) High power Type

Put the large size led chip onto the module in the reflection cup with copper and resin,then sealed in cured resin or silica gel resin which is mixed fluorescent powder and put a cover to protect it.

4) LED COB type

Multi led chips baked and fixed on the laminates , then covered with fluorescent gel and baked into a certain shape and finally solidify to a module.





The hotel lobby and other public places such as shops, need to create a spectacular and gorgeous space effect. Not only in the Lord to ensure the environmental light quality but also need to make a good math on ambience and the lighting features, In order to create a elegant, comfortable and hospitality environment, stand out the personality and image of the hotel.



The office area is engaged in thinking and communication, reacting the office environment and the professional characteristics will affect the working mood and efficiency, lighting environment construction need to conform to the requirements of the person' s visual. Pay attention to the diversity of the illumination brightness and chromaticity, provide audiences with a spirited, cheerful fully office environment. At the same time energy saving and environmental protection, in order to reduce energy waste and environment worsening.




According to the apartments lighting have various multi-function environment places, must consider the delicate relationship between whole and the parts, not only need each have distinguishing feature, but also need the overall integration of comfort. using different lighting combinations to create a comfortable bedroom environment, fresh and clear study temperament .distinct corridor and romantic dining atmosphere.



Leisure clubs lighting is not only the perfect combine between the lighting basic elements and the environment, need pay more attention to the construction of environment atmosphere and style of shaping, through using the new elements of controlling the lighting color changes and lighting local strengthening to produce a quietly . warmly, luxurious, simple but elegant and so many other effects on the whole.



The environment of mall is the key to build commercail atmosphere need to Construct the various levels of lighting environment according to the different area function such as window area, exhibition area, new product area image area. fitting area and others places , Eventually reach the results into consumption. Through the outstanding features , interest of commedity and the comfortable shopping environment.



Outdoor landscape lighting contain the lighting for natural and buildings. The scope Include natural grass and trees, parks, building outline, the hotel, the music field, golf courses, home garden or park avenue, in each place which need to instal lighting to increase Aesthetics, To achieve a bright outdoor lighting at night. At the same time when use the light need to fully consider the use of energy consumption and environmental protection.

STEEL DRY CARGO 20 FEET CONTAINER

Outside size				
L	W	G		
20'-0"	8'-0"	8'-6"		
6.058 m	2.438m	2.591m		
Inside size				
L	W	G		
19'-4 13/16"	7'-8 19/32"	7'-9 57/64"		
5.898m	2.352m	2.385m		
Limited weight			Container inner diameter	
Total Gross weight	Empty container weight	Cargo Net weight	W	H
52,910 lb	5,140 lb	47,770 lb	7'-8 1/8"	7'-5 3/4"
67,200 lb	5,290 lb	61,910 lb	2.343 m	2.280 m
24,000 Kg	2,330 Kg	21,670 Kg	volume(cubic meter)	volume(cubic feet)
30,480 Kg	2,400 Kg	28,080 Kg	33.1	1.169
Remark				
The above information is for reference only, actual size and weight should be according to the mark of the container.				

Catalogue content is limited more information please check our website:  
[www.vmax-lighting.com](http://www.vmax-lighting.com)  
[vmax.gmc.globalmarket.com](http://vmax.gmc.globalmarket.com)

40 FEET STEEL DRY CARGO CONTAINER

Outside size				
L	W	G		
40'-0"	8'-0"	8'-6"		
12.192m	2.438 m	2.591 m		
Inside size				
L	W	G		
39'-5 45/64"	7'-8 19/32"	7'-9 57/64"		
12.032 m	2.352 m	2.385 m		
Limited weight			Container inner diameter	
Total Gross weight	Empty container weight	Cargo Net weight	W	H
67,200 lb	8,820 lb	58,380 lb	7'-8 1/8"	7'-5 3/4"
			2.343 m	2.280 m
			volume(cubic meter)	volume(cubic feet)
			67.5	2.385
Remark				
The above information is for reference only, actual size and weight should be according to the mark of the container.				

40 FEET HIGH STEEL DRY CARGO CONTAINER

Outside size				
L	W	G		
40'-0"	8'-0"	9'-6"		
12.192 m	2.438 m	2.896 m		
Inside size				
L	W	G		
39'-5 45/64"	7'-8 19/32"	8'-9 15/16"		
12.032m	2.352 m	2.69 m		
Limited weight			Container inner diameter	
Total Gross weight	Empty container weight	Cargo Net weight	W	H
67,200 lb	9,260 lb	57,940 lb	7'-8 1/8"	8'-5 49/64"
			2.343m	2.585m
			volume(cubic meter)	volume(cubic feet)
			76.2	2,690
Remark				
The above information is for reference only, actual size and weight should be according to the mark of the container.				